



MINISTRY OF HEALTH

UPDATES ON COVID-19 VACCINATION EXERCISE

Background

- Total Covid-19 Vaccines Received to date- **7,502,820**
- 2\
- 1st dose Covid -19 vaccinations with AstraZeneca began on 5th March 2021, Country vaccinations started on week of 8th March 2021
- Administration of 2nd Dose AstraZeneca began on 28th May 2021.
- Vaccination with Moderna started on 24th August 2021, Johnson and Johnson 4th September 2021, Sinopharm 22nd September 2021 and Pfizer on 6th October 2021

Table 1: Vaccine Doses Dispensed as at Tuesday 19th, October 2021

| Current Status | Total doses Administered |
|---------------------------------------|--------------------------|
| Total Doses Administered | 4,674,897 |
| Total Partially Vaccinated | 3,379,842 |
| Total Fully vaccinated | 1,295,055 |
| 2 nd dose uptake | 36.7% |
| Proportion of adults fully vaccinated | 4.8% |

Table 1 above shows the current vaccination status in the Chanjo KE. There are 56,380 persons across the counties in the process of being uploaded in the platform as show in table nine below. This brings a total of four million seven hundred and thirty-one thousand two hundred and seventy-seven doses administered (4,731,277) as at 19th October 2021.

Figure 1.0

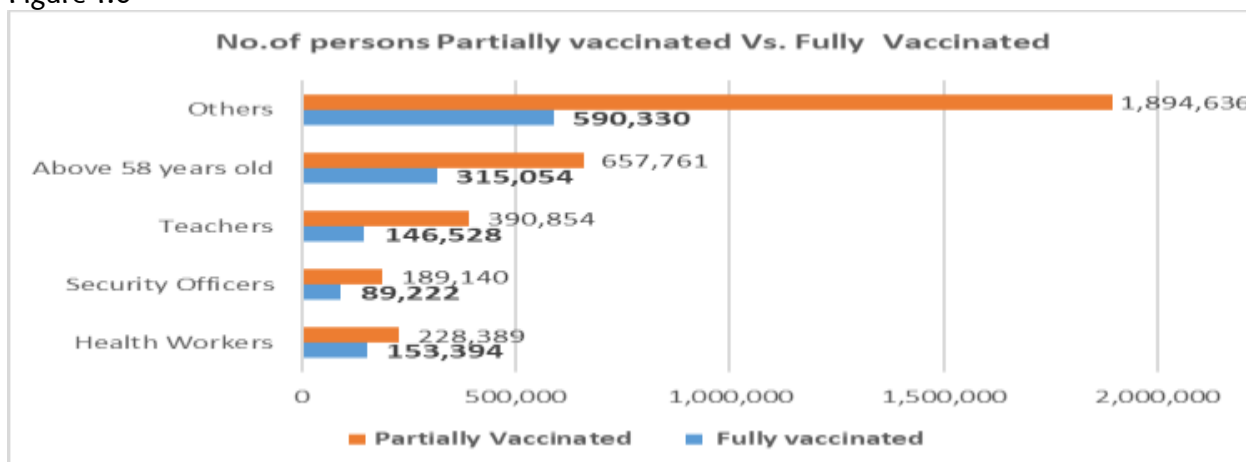


Table 2 & table 3 shows the cumulative number of persons partially Vaccinated at 3,379,842 and the cumulative fully vaccinated persons at 1,295,055. The number of persons vaccinated today is eighty-four thousand one hundred and seventy-two (**84,172**) from the previous figure of sixty-nine thousand nine hundred and seventy-four (**69,974**)

Table 2: Cumulative partially Vaccinated as at 19th, October 2021

| | Cumulative Persons Vaccinated to date | Vaccinations by Gender | | | |
|--------|---------------------------------------|------------------------|-----------|----------|-------------|
| | | Male | Female | Intersex | Transgender |
| 40,451 | 3,379,842 | 1,781,954 | 1,596,362 | 1,384 | 142 |

Table 3: Cumulative Fully vaccinated as at 19th, October 2021

| | Cumulative Persons Vaccinated to date | Vaccinations by Gender | | | |
|--------|---------------------------------------|------------------------|---------|----------|-------------|
| | | Male | Female | Intersex | Transgender |
| 39,455 | 1,295,055 | 694,889 | 599,550 | 541 | 75 |

Table 4: County statistics fully vaccinated as at 19th, October 2021 (4.8%)

| No. | County | No. fully vaccinated | Target Population above 18 years | % of fully vaccinated population | No. | County | No. fully vaccinated | Target Population above 18 years | % of fully vaccinated population |
|-----|--------------|----------------------|----------------------------------|----------------------------------|-----|-----------------|----------------------|----------------------------------|----------------------------------|
| 1 | Nairobi | 460,723 | 3,052,494 | 15.1% | 25 | Vihiga | 11,152 | 329,317 | 3.4% |
| 2 | Kiambu | 123,290 | 1,623,545 | 7.6% | 26 | Makueni | 11,039 | 584,379 | 1.9% |
| 3 | Nyeri | 63,495 | 510,028 | 12.4% | 27 | Kitui | 10,956 | 624,506 | 1.8% |
| 4 | Nakuru | 56,646 | 1,273,265 | 4.4% | 28 | Kisii | 10,897 | 697,445 | 1.6% |
| 5 | Uasin Gishu | 49,740 | 693,570 | 7.2% | 29 | Nyamira | 10,866 | 341,397 | 3.2% |
| 6 | Mombasa | 44,905 | 804,202 | 5.6% | 30 | Kericho | 10,578 | 508,980 | 2.1% |
| 7 | Kisumu | 38,541 | 656,147 | 5.9% | 31 | Busia | 9,712 | 465,190 | 2.1% |
| 8 | Kajiado | 28,324 | 663,201 | 4.3% | 32 | Baringo | 9,118 | 338,937 | 2.7% |
| 9 | Muranga | 27,820 | 675,364 | 4.1% | 33 | Bomet | 6,906 | 465,963 | 1.5% |
| 10 | Machakos | 26,189 | 905,172 | 2.9% | 34 | Elgeyo Marakwet | 6,871 | 243,690 | 2.8% |
| 11 | Nyandarua | 24,167 | 376,776 | 6.4% | 35 | Narok | 6,799 | 548,229 | 1.2% |
| 12 | Kakamega | 22,118 | 982,838 | 2.3% | 36 | Kwale | 6,787 | 451,261 | 1.5% |
| 13 | Meru | 20,798 | 949,186 | 2.2% | 37 | Tharaka Nithi | 6,529 | 246,699 | 2.6% |
| 14 | Embu | 19,976 | 395,980 | 5.0% | 38 | Turkana | 4,359 | 468,878 | 0.9% |
| 15 | Trans Nzoia | 19,196 | 518,077 | 3.7% | 39 | Samburu | 3,392 | 145,608 | 2.3% |
| 16 | Kirinyaga | 18,085 | 413,708 | 4.4% | 40 | West Pokot | 2,977 | 283,727 | 1.0% |
| 17 | Nandi | 16,602 | 492,652 | 3.4% | 41 | Mandera | 2,568 | 341,857 | 0.8% |
| 18 | Laikipia | 15,698 | 306,448 | 5.1% | 42 | Garissa | 2,354 | 399,358 | 0.6% |
| 19 | Bungoma | 15,302 | 843,735 | 1.8% | 43 | Wajir | 2,079 | 337,296 | 0.6% |
| 20 | Siaya | 13,736 | 536,031 | 2.6% | 44 | Isiolo | 2,006 | 133,358 | 1.5% |
| 21 | Kilifi | 12,751 | 784,567 | 1.6% | 45 | Tana River | 1,037 | 151,051 | 0.7% |
| 22 | Homa Bay | 12,426 | 608,326 | 2.0% | 46 | Marsabit | 893 | 219,170 | 0.4% |
| 23 | Taita Taveta | 11,944 | 213,335 | 5.6% | 47 | Lamu | 784 | 83,433 | 0.9% |
| 24 | Migori | 11,924 | 557,657 | 2.1% | | Total | 1,295,055 | 27,246,033 | 4.8% |

Table 4 above, shows the total county cumulative trends and proportion of fully vaccinated. Nairobi County in the lead with 15.1 % of the population fully vaccinated followed by Nyeri county 12.4, Kiambu 7.6, Uasin Gishu with 7.2, Nyandarua 6.4, Kisumu 5.9, Mombasa 5.6, while Lamu, Turkana, Mandera, Wajir, Garissa, Tana River and Marsabit are the least counties with less than 1% of the population fully vaccinated.

Figure 1.2 Proportion of fully vaccinated by county

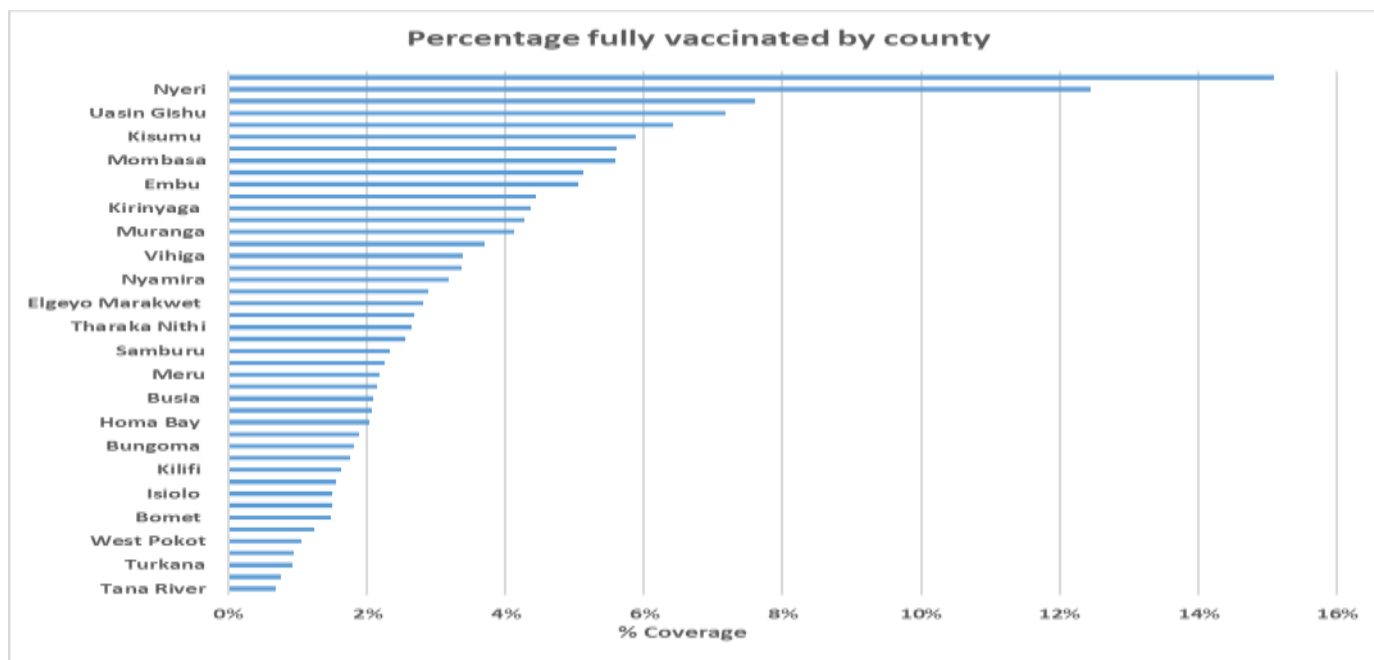


Figure 1.3 Number Vaccinated by Age group

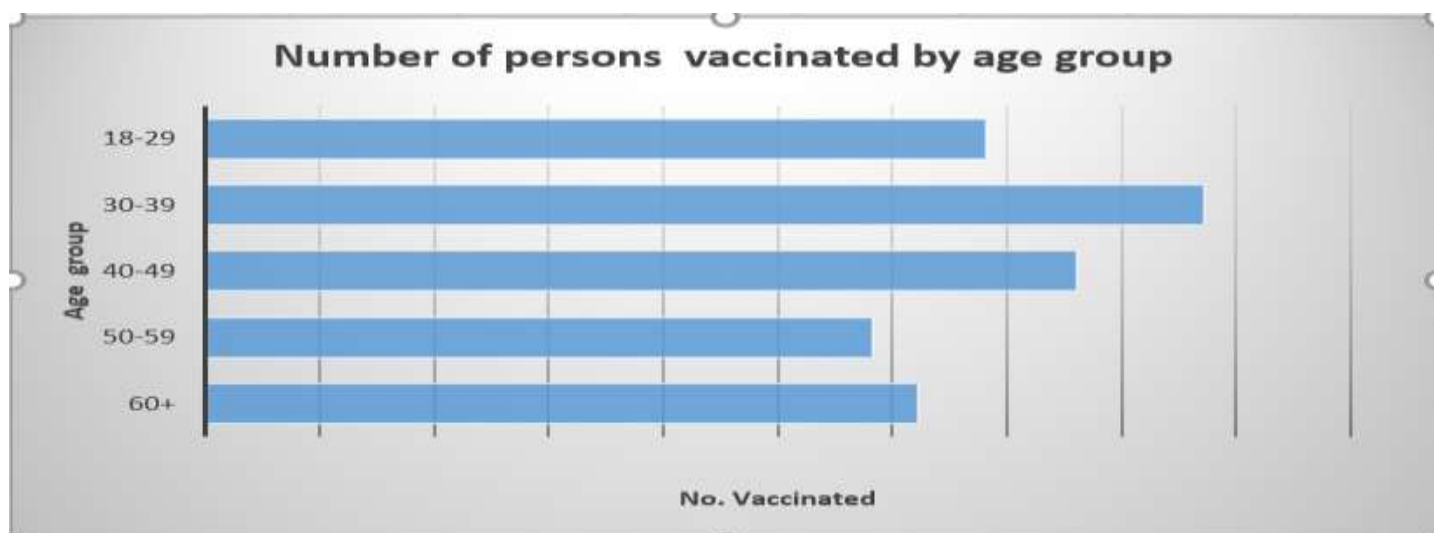


Figure 1.1 shows the total number vaccinated by age group, where 30-39-age group are the majority vaccinated, followed by 40-49, 18-29, 60+ and 50-59 respectively.

Table 5: Fully vaccinated Vs. partially vaccinated by Priority group, as at 19th October 2021

| Priority group | Johnson & Johnson | Dose 2 Uptake | Total Fully vaccinated (J&J + Dose 2 uptake) | Partially Vaccinated (Dose 1 Uptake) | % Dose 2 uptake |
|--------------------|-------------------|------------------|--|--------------------------------------|-----------------|
| Health Workers | 1,330 | 152,064 | 153,394 | 228,389 | 66.6% |
| Security Officers | 2,431 | 86,791 | 89,222 | 189,140 | 45.9% |
| Teachers | 1,185 | 145,343 | 146,528 | 390,854 | 37.2% |
| Above 58 years old | 2,726 | 312,328 | 315,054 | 657,761 | 47.5% |
| Others | 48,308 | 542,022 | 590,330 | 1,894,636 | 28.6% |
| Inmates | 311 | 216 | 527 | 19,062 | 1.1% |
| Total | 56,291 | 1,238,764 | 1,295,055 | 3,379,842 | 36.7% |

Table 5 shows percentage of clients fully vaccinated among those partially vaccinated. Total received 2nd dose is at 36.7%

Table 6: Vaccination status by Priority group 19th, October 2021

| Priority group | Fully vaccinated | Target population | % Fully vaccinated by Occupation |
|--------------------|------------------|-------------------|----------------------------------|
| Health Workers | 153,394 | 208,418 | 73.6% |
| Security Officers | 89,222 | | |
| Teachers | 146,528 | 330,671 | 44.3% |
| Above 58 years Old | 315,054 | 2,594,585 | 12.1% |
| Others | 590,330 | | |
| Inmates | 527 | | |
| Total | 1,295,055 | 27,246,033 | 4.8% |

Table 6, above shows 73.6 % of healthcare workers, 44.3% teachers and 12.1% of population above 58 years' old have been fully vaccinated

Table 7: Proportion of the Population Partially Vaccinated as at 19th, October 2021 (12,4%)

| No. | County | No. Partially Vaccinated | Target Population above 18 years | % of Population received Dose 1 | No. | County | No. Partially Vaccinated | Target Population above 18 years | % of Population received Dose 1 |
|-----|-------------|--------------------------|----------------------------------|---------------------------------|-----|-----------------|--------------------------|----------------------------------|---------------------------------|
| 1 | Nairobi | 980,215 | 3,052,494 | 32.1% | 25 | Taita Taveta | 36,017 | 213,335 | 16.9% |
| 2 | Kiambu | 312,968 | 1,623,545 | 19.3% | 26 | Migori | 33,827 | 557,657 | 6.1% |
| 3 | Nakuru | 186,588 | 1,273,265 | 14.7% | 27 | Kisii | 32,573 | 697,445 | 4.7% |
| 4 | Nyeri | 138,689 | 510,028 | 27.2% | 28 | Kilifi | 32,527 | 784,567 | 4.1% |
| 5 | Muranga | 116,375 | 675,364 | 17.2% | 29 | Nyamira | 29,681 | 341,397 | 8.7% |
| 6 | Machakos | 103,808 | 905,172 | 11.5% | 30 | Busia | 28,309 | 465,190 | 6.1% |
| 7 | Uasin Gishu | 96,433 | 693,570 | 13.9% | 31 | Tharaka Nithi | 26,359 | 246,699 | 10.7% |
| 8 | Kisumu | 95,172 | 656,147 | 14.5% | 32 | Vihiga | 25,855 | 329,317 | 7.9% |
| 9 | Mombasa | 86,758 | 804,202 | 10.8% | 33 | Baringo | 22,402 | 338,937 | 6.6% |
| 10 | Kirinyaga | 84,643 | 413,708 | 20.5% | 34 | Bomet | 21,422 | 465,963 | 4.6% |
| 11 | Kajiado | 78,337 | 663,201 | 11.8% | 35 | Kwale | 17,988 | 451,261 | 4.0% |
| 12 | Bungoma | 72,860 | 843,735 | 8.6% | 36 | Elgeyo Marakwet | 17,902 | 243,690 | 7.3% |
| 13 | Meru | 70,136 | 949,186 | 7.4% | 37 | Narok | 16,217 | 548,229 | 3.0% |
| 14 | Kakamega | 65,174 | 982,838 | 6.6% | 38 | Turkana | 9,622 | 468,878 | 2.1% |
| 15 | Nyandarua | 64,166 | 376,776 | 17.0% | 39 | West Pokot | 8,377 | 283,727 | 3.0% |
| 16 | Laikipia | 60,579 | 306,448 | 19.8% | 40 | Garissa | 7,809 | 399,358 | 2.0% |
| 17 | Makueni | 60,528 | 584,379 | 10.4% | 41 | Samburu | 6,815 | 145,608 | 4.7% |
| 18 | Embu | 57,786 | 395,980 | 14.6% | 42 | Mandera | 6,287 | 341,857 | 1.8% |
| 19 | Trans Nzoia | 46,955 | 518,077 | 9.1% | 43 | Isiolo | 5,727 | 133,358 | 4.3% |
| 20 | Kitui | 43,001 | 624,506 | 6.9% | 44 | Wajir | 5,015 | 337,296 | 1.5% |
| 21 | Siaya | 40,969 | 536,031 | 7.6% | 45 | Lamu | 4,955 | 83,433 | 5.9% |
| 22 | Nandi | 39,543 | 492,652 | 8.0% | 46 | Tana River | 3,707 | 151,051 | 2.5% |
| 23 | Kericho | 39,328 | 508,980 | 7.7% | 47 | Marsabit | 3,016 | 219,170 | 1.4% |
| 24 | Homa Bay | 36,422 | 608,326 | 6.0% | | Total | 3,379,842 | 27,246,033 | 12.4% |

Table 7 above shows the proportion of the above 18 years who have received the first Dose (Dose 1) of COVID-19 Vaccination. Nairobi county with 32.1 % of its population receiving dose 1 and Marsabit being the least with 1.4 of the population receive dose 1 vaccination.

Table 8: Counties Data not uploaded to the CHANJO KE as at 19th October 2021

| | County | No. of Dose 1 | No. of Dose 2 |
|----|-----------------|---------------|---------------|
| 1 | Turkana | - | 420 |
| 2 | Kisumu | 250 | 730 |
| 3 | Kericho | 1,000 | 1,083 |
| 4 | Tana River | - | 540 |
| 5 | Machakos | 4,684 | 946 |
| 6 | Muranga | 300 | 540 |
| 7 | Elgeyo Marakwet | 750 | 90 |
| 8 | Kiambu | 2,190 | - |
| 9 | Embu | 1,300 | 200 |
| 10 | Tharaka Nithi | 2,043 | 216 |
| 11 | Busia | 2,676 | 1,488 |
| 12 | Nandi | 3,500 | 4000 |
| 13 | TransNzoia | 300 | 55 |
| 14 | Nyandarua | 260 | 400 |
| 15 | Laikipia | 400 | 200 |
| 16 | Bomet | 828 | 177 |
| 17 | Makueni | 1,666 | 355 |
| 18 | Kwale | 52 | - |
| 19 | Nyeri | 100 | - |
| 20 | Migori | 500 | 320 |
| 21 | Narok | 3,245 | 133 |
| 22 | Kitui | 210 | - |
| 23 | Kilifi | 74 | 419 |
| 24 | Bungoma | 2,000 | 450 |
| 25 | Kakamega | 5,279 | 270 |
| 26 | Kirinyaga | 2,000 | 1,000 |
| 27 | Siaya | 3,550 | 1,002 |
| 28 | Afya Annex | | 2,000 |
| 29 | Kajiado | 189 | |
| | Total | 39,346 | 17,034 |

The Table 8 above shows the total number of 56,380 persons vaccinated in health facility in various counties and the data in the process of being uploaded to the CHANJO KE.

Table: 9 Vaccine stock Balances at Central Vaccine Store Kitengela(CVS) as at 19th October 2021

| Type of Vaccine | No. of Doses |
|----------------------|----------------|
| Moderna Bal | 165,900 |
| AstraZeneca Bal | 0 |
| Pfizer Vaccine | 409,500 |
| Johnson & Johnson | 108,800 |
| Sinopharm Vaccine | 170,000 |
| Total Vaccine | 854,200 |

Table 10: Vaccine Logistics Received in the Country as at 19th October 2021

| Vaccine Arrival Date | Vaccine | Quantity Received | Country |
|-----------------------------|-------------------|-------------------|-----------------------------|
| 03/03/2021 | AstraZeneca | 63,810 | COVAX FACILITY EX- INDIA |
| 03/03/2021 | AstraZeneca | 956,190 | COVAX FACILITY EX- INDIA |
| 11/03/2021 | AstraZeneca | 100,000 | DONATION INDIA |
| 29/05/2021 | AstraZeneca | 72,000 | COVAX FACILITY EX-SUDAN |
| 22/06/2021 | AstraZeneca | 358,700 | DONATION DENMARK |
| 08/07/2021 | AstraZeneca | 182,400 | DONATION FRANCE |
| 31/07/2021 | AstraZeneca | 410,000 | DONATION UK |
| 06/08/2021 | AstraZeneca | 180,000 | DONATION GREECE |
| 17/08/2021 | AstraZeneca | 407,040 | COVAX DONATION UK |
| 23/08/2021 | Moderna | 880,460 | COVAX DONATION USA |
| 02/09/2021 | AstraZeneca | 459,300 | COVAX DONATION CANADA |
| 03/09/2021 | Johnson & Johnson | 141,600 | GOVERNMENT OF KENYA/AVAT |
| 04/9/2021 | AstraZeneca | 55,200 | DONATION LATVIA |
| 06/09/2021 | Moderna | 880,320 | COVAX DONATION USA |
| 12/09/2021 | AstraZeneca | 211,200 | POLAND DONATION |
| 17/09/2021 | PFIZER | 830,700 | COVAX FACILITY USA DONATION |
| 18/09/2021 | SINOPHARM | 200,000 | CHINA DONATION |
| 06-10-2021 | Johnson & Johnson | 252,000 | GOVERNMENT OF KENYA/AVAT |
| 08/10/2021 | AstraZeneca | 160,000 | SLOVAKIA |
| 08/10/2021 | AstraZeneca | 401,900 | COVAX FRANCE |
| 08/10/2021 | AstraZeneca | 300,000 | COVAX GERMANY |
| Total Doses Received | | 7,502,820 | |