



MINISTRY OF HEALTH

DATA AS REPORTED BY 1700 HOURS 16 April 2022

COVID-19 OUTBREAK IN KENYA

DAILY SITUATION REPORT – 760

1. KEY HIGHLIGHTS

- Four (4)** new confirmed COVID-19 cases were reported in the last 24 hours bringing the total number of confirmed cases in Kenya to **323,609 cases** as of **16 April 2022**. Counties reporting new cases are **Nairobi (3) and Kwale (1)**.
- Zero (0) deaths have been reported over the last 24 hrs.** The total number of cumulative deaths reported since the beginning of the outbreak is **5649**, **case fatality rate (CFR) is 1.7%**
- All **47 counties** have cumulatively reported cases as follows: Nairobi (131,132), Kiambu (20162), Mombasa (17944), Nakuru (17066), Uasin Gishu (10556), Kisumu (7799), Machakos (7621), Kajiado (7597), Kilifi (7001), Busia (6539), Siaya (6424), Nyeri (5865), Kericho (5773), Kitui (4893), Murang'a (4442), Kakamega (4200), Meru (4085), Kisii (3721), Migori (3352), Laikipia (3220), Bungoma (3150), Makueni (3075), Nyandarua (2986), Turkana (2670), Garissa (2665), Embu (2637), Trans Nzoia (2365), Nandi (2360), Kirinyaga (2257), Homa Bay (2113), Nyamira (2080), Taita Taveta (2046), Baringo (1682), Bomet (1678), Narok (1370), Kwale (1345), Tharaka Nithi (1241), Vihiga (1097), Marsabit (997), West pokot (855), Isiolo (773), Lamu (770), Elgeyo Marakwet (532), Mandera (441), Tana River (409), Samburu (315), and Wajir (300).
- In epi-week **14, 2022**, **Nairobi city** and **Uasin Gishu** Counties had the highest attack rates of COVID-19 at **1.05** and **0.43** per **100,000** population respectively when compared to the national attack rate of **0.15/100,000** for the same epi-week.
- In the last 24 hours, **2,121 samples** were tested across various laboratories of which **four (4)** samples turned positive for COVID-19, a positivity rate of **0.2%**. Cumulatively, **3,565,081 tests** have been conducted.
- In the last 24 hours, **5** COVID-19 patients (**Health Facility: 0, HBIC: 5**) recovered and were discharged bringing the total number of recoveries and discharges to **317,811 (Facility: 53,018, HBIC: 264,793)**.



1.1 Epidemiology

Since 13 March 2020 when the first case was confirmed in Kenya, a total of **323,609** confirmed cases and **5,649** deaths (CFR **1.7%**) have been line-listed. **Figure 1 and 2** below shows trends of cases and deaths for the last one year.

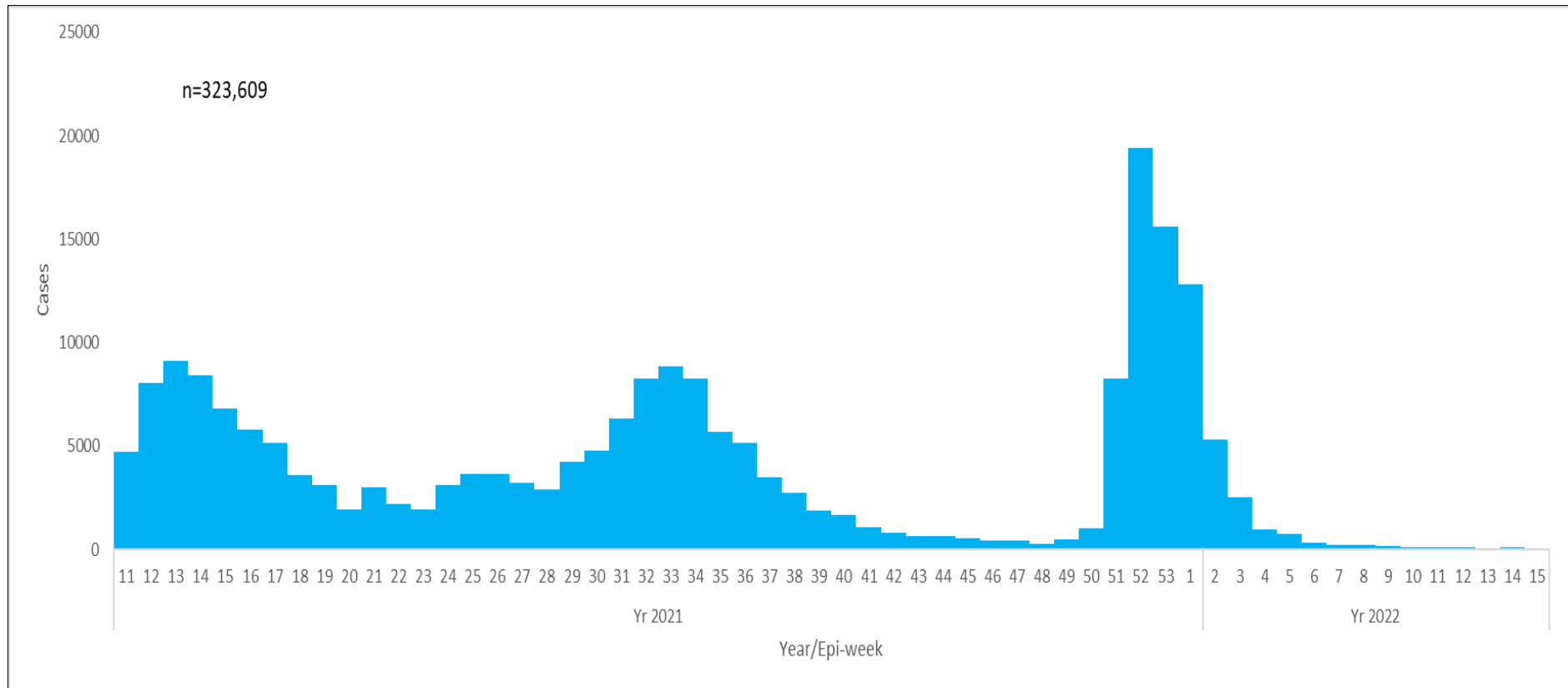


Figure 1: Trends of COVID-19 outbreak in Kenya in the last one year

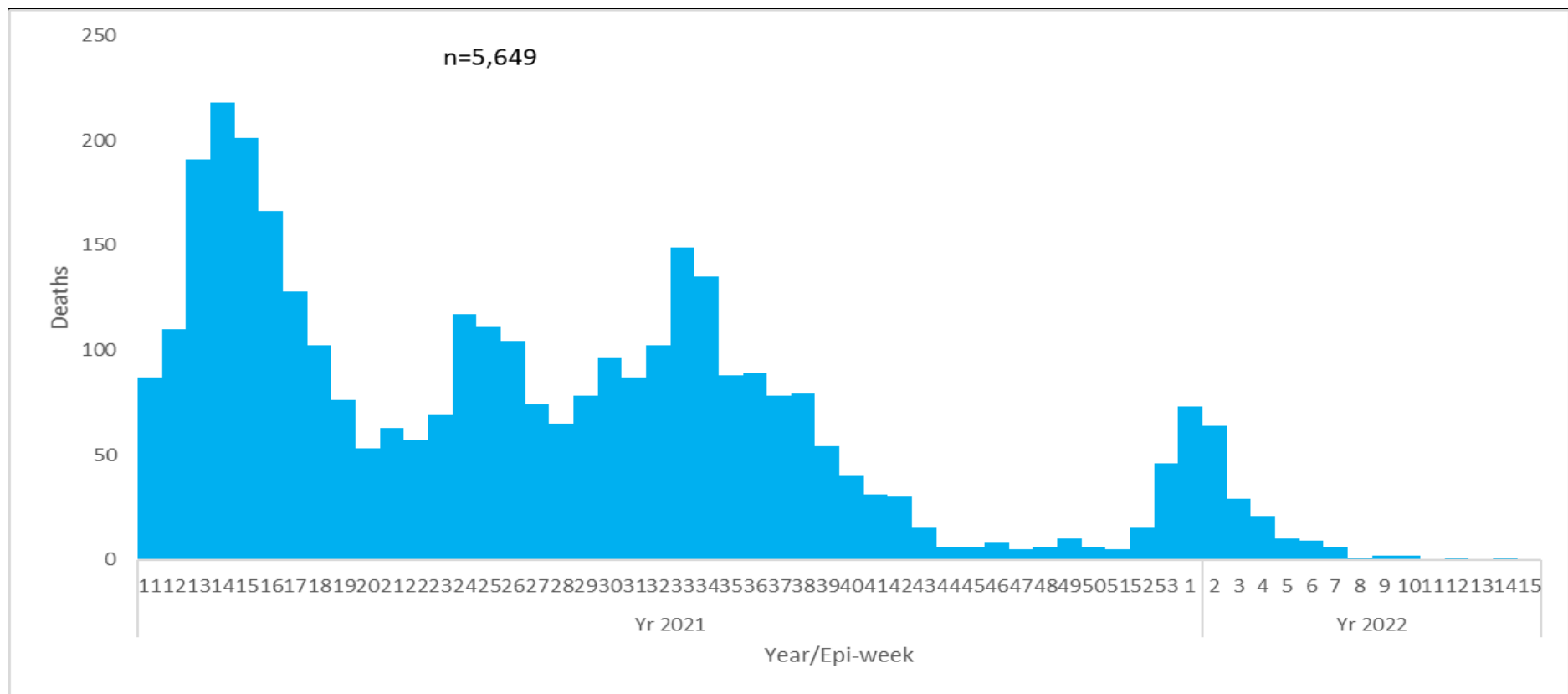


Figure 2: Trends of COVID-19 deaths in Kenya in the last one year

1.3 Age and Sex Distribution of COVID Confirmed Cases and Deaths

A total of **182,543 (56%)** of the cumulative cases are males and **141,066 (44%)** are females. Most cases, **83,610 (26%)** are in the age group of **30-39 years**. Of the **5649** cumulative deaths, **3,595 (64%)** are males and **2,054 (36%)** are females.

Figure 4 below shows the age and sex distribution of COVID-19 cases by the outcome.

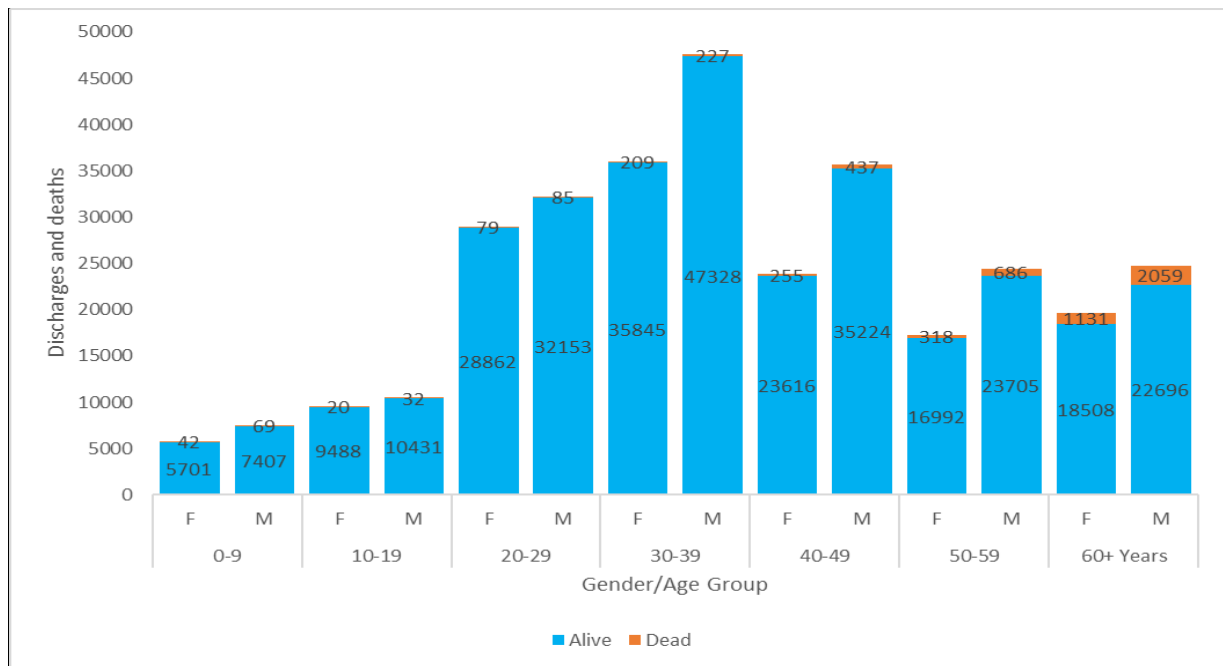


Figure 4: Age and Sex Distribution of COVID-19 Cases by the outcome in Kenya

1.4 Distribution of Confirmed COVID-19 Cases and Deaths by County of Diagnosis

Of the **323,609** cumulative cases, **131,132 (41%)** are from **Nairobi** County followed by **Kiambu** County with **20,162 (6%)**, while **Wajir** County recorded the lowest number of cases, **300 (0.09%)** as shown in Table 1.

Table 1: Distribution of confirmed COVID-19 Cases and deaths by County of Diagnosis

County	Population	Covid-19 Cases	Attack Rates	Deaths	CFR
Nairobi	4397073	131129	2982.26	1552	1.18
Kiambu	2417735	20162	833.92	548	2.72
Mombasa	1208333	17944	1485.02	337	1.88
Nakuru	2162202	17066	789.29	532	3.12
Uasin Gishu	1163186	10556	907.51	241	2.29
Kisumu	1155574	7799	674.90	85	1.09
Machakos	1421932	7621	535.96	194	2.55

County	Population	Covid-19 Cases	Attack Rates	Deaths	CFR
Kajiado	1117840	7597	679.61	77	1.01
Kilifi	1453787	7001	481.57	35	0.50
Busia	893681	6540	731.80	53	0.81
Siaya	993183	6424	646.81	120	1.87
Nyeri	759164	5865	772.56	172	2.93
Kericho	901777	5773	640.18	68	1.18
Kitui	1136187	4896	430.91	111	2.27
Murang'a	1056640	4442	420.39	230	5.18
Kakamega	1867579	4200	224.89	119	2.83
Meru	1545714	4085	264.28	113	2.77
Kisii	1266860	3721	293.72	112	3.01
Migori	1116436	3352	300.24	62	1.85
Laikipia	518560	3221	621.14	26	0.81
Bungoma	1670570	3150	188.56	5	0.16
Makueni	987653	3075	311.34	101	3.28
Nyandarua	638289	2986	467.81	67	2.24
Turkana	841353	2670	288.03	24	0.90
Garissa	926976	2665	316.75	97	3.64
Embu	608599	2637	433.29	62	2.35
Trans Nzoia	990341	2365	238.81	9	0.38
Nandi	885711	2360	266.45	34	1.44
Kirinyaga	610411	2257	369.75	76	3.37
Homa Bay	1131950	2113	186.67	96	4.54
Nyamira	605576	2081	343.64	18	0.86
Taita Taveta	340671	2046	600.58	42	2.05
Baringo	666763	1682	252.26	14	0.83
Bomet	875689	1678	191.62	29	1.73
Narok	1157873	1370	118.32	24	1.75
Kwale	866820	1346	155.28	11	0.82
Tharaka Nithi	393177	1241	315.63	8	0.64
Vihiga	590013	1097	185.93	30	2.74
Marsabit	459785	997	216.84	2	0.20
West Pokot	621241	855	137.63	1	0.12
Isiolo	268002	773	288.43	43	5.56
Lamu	143920	770	535.02	13	1.69
Elgeyo Marakwet	454480	532	117.06	10	1.88
Mandera	867457	441	50.84	36	8.18
Tana River	315943	409	129.45	1	0.24
Samburu	310327	315	101.51	1	0.32
Wajir	781263	300	38.40	6	2.00

1.5 Map of Kenya showing COVID-19 attack rate and by County per 100,000 population

In Epi -week 14, Nairobi city County recorded the highest attack rate of 1.05 followed by Uasin Gishu County at 0.43 per 100,000 population (Figure 5).

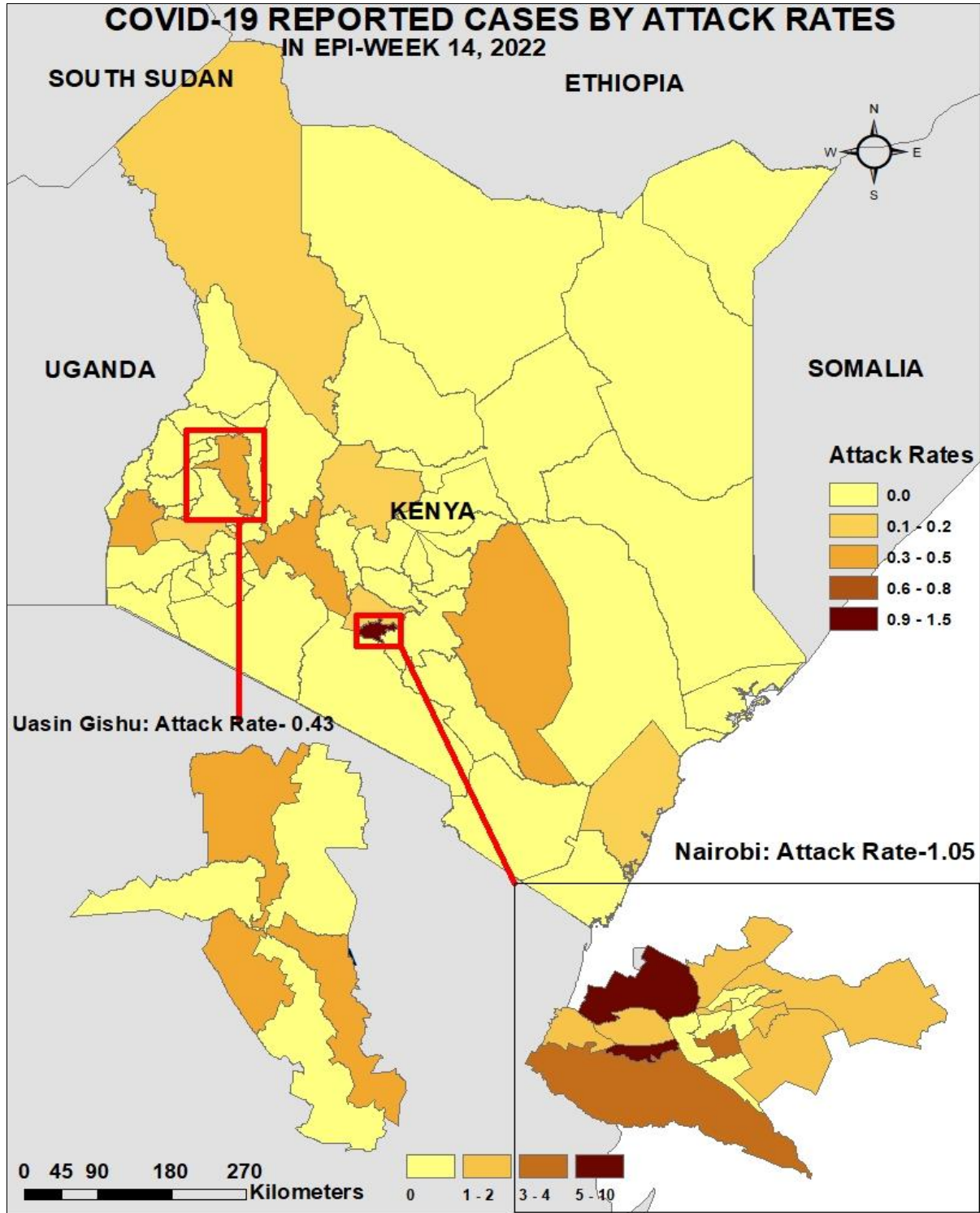


Figure 5: County Attack Rate per 100,000 Population

1.6 Map of Kenya showing COVID-19 caseload by County

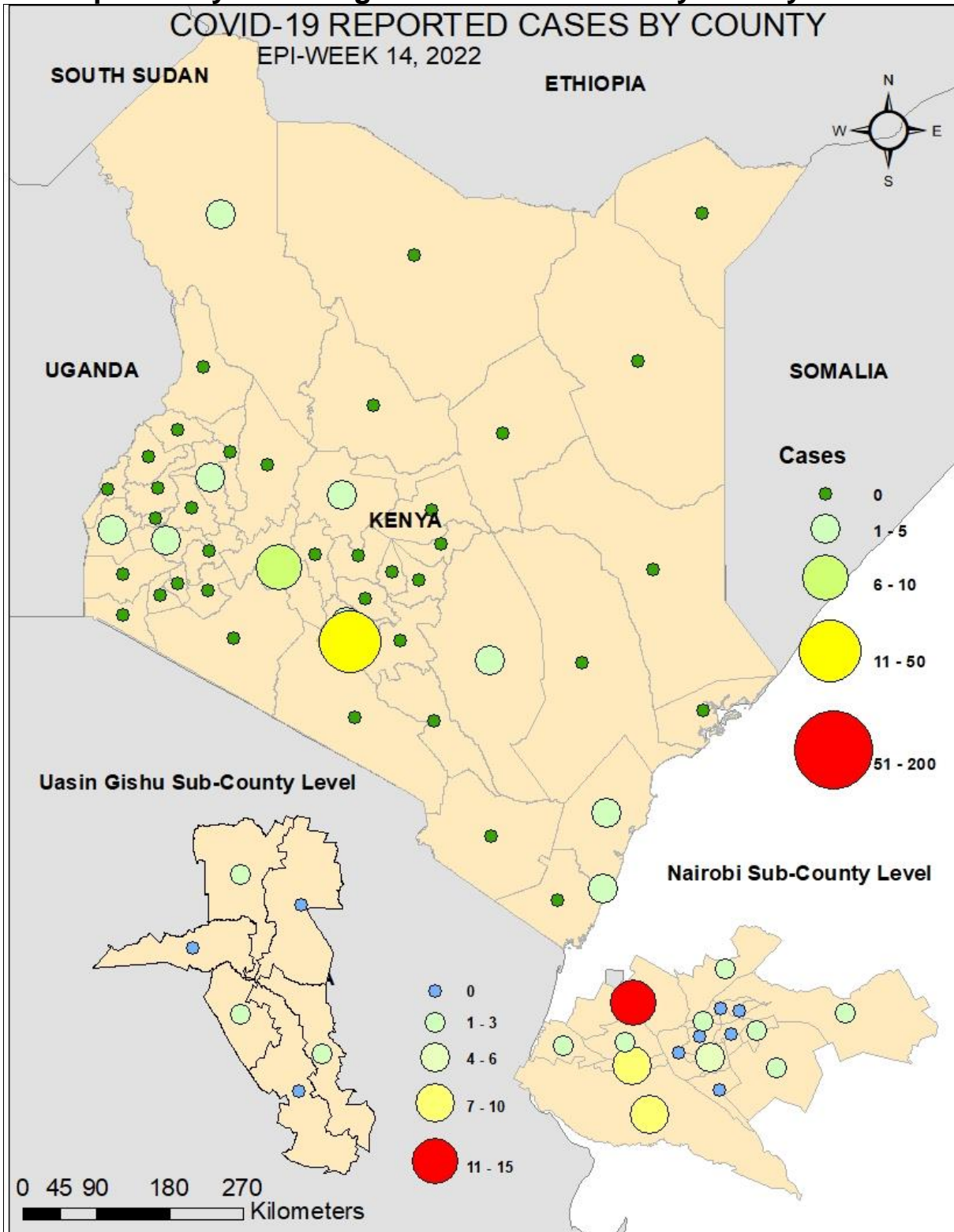


Figure 6 Case-loads by county

1.7 Kenya COVID-19 Vaccination Updates



Partially vaccinated: Adults- **2,638,125**
Fully Vaccinated: Adults- **8,244,446**
Booster Doses: - **291,197**



15 to <18 years- **805,273**
 15 to <18 years- **212,342**

The Kenya Ministry of Health launched the National COVID-19 vaccinations on the 5th March 2021. As of **15th April 2022**, a total of **2,638,125 persons** were vaccinated with the 1st dose, and **8,244,446 persons** were fully vaccinated.

Table 2: Vaccine Doses Dispensed as of 15th April 2022

Vaccine	Total doses Administered
Partially vaccinated adults	2,638,125
Fully vaccinated adults	8,244,446
Booster doses	291,197
Total doses (All Vaccines + Sputnik)	17,810,207
Partially Vaccinated 15- below 18 years	805,273
Fully Vaccinated 15- below 18 years	212,342
% of adults fully vaccinated	30.3%

The highest proportion of the population fully vaccinated is in Nyeri County at 52.6% and the least is Marsabit County at (9.7%) (Table 3).

Table 3: Proportion of fully Vaccinated by County, 15th April 2022

County	Number of adults fully vaccinated	Target Population above 18 years	% of fully vaccinated adults	County	Number of adults fully vaccinated	Target Population above 18 years	% of fully vaccinated adults
Nyeri	268,190	510,028	52.6%	Busia	130,240	465,190	28.0%
Nairobi	1,465,599	3,052,494	48.0%	Kajiado	184,703	663,201	27.9%
Kakamega	382,402	982,838	38.9%	Makueni	156,949	584,379	26.9%
Kirinyaga	154,556	413,708	37.4%	Meru	251,915	949,186	26.5%
Laikipia	113,701	306,448	37.1%	Homa Bay	155,145	608,326	25.5%
Taita Taveta	78,960	213,335	37.0%	Nandi	123,989	492,652	25.2%
Nakuru	462,738	1,273,265	36.3%	Elgeyo Marakwet	59,903	243,690	24.6%
Kiambu	571,553	1,623,545	35.2%	Baringo	73,655	338,937	21.7%
Kisumu	229,051	656,147	34.9%	Lamu	16,737	83,433	20.1%
Vihiga	111,843	329,317	34.0%	Samburu	25,075	145,608	17.2%
Siaya	177,777	536,031	33.2%	Kitui	103,443	624,506	16.6%
Machakos	298,977	905,172	33.0%	Turkana	75,050	468,878	16.0%
Uasin Gishu	221,905	693,570	32.0%	Bomet	74,238	465,963	15.9%
Muranga	209,119	675,364	31.0%	Kwale	71,682	451,261	15.9%
Embu	121,891	395,980	30.8%	Narok	82,655	548,229	15.1%
Tharaka Nithi	75,653	246,699	30.7%	Kilifi	114,541	784,567	14.6%
Nyamira	103,857	341,397	30.4%	West Pokot	40,989	283,727	14.4%
Mombasa	243,917	804,202	30.3%	Isiolo	17,143	133,358	12.9%
Bungoma	255,900	843,735	30.3%	Garissa	50,745	399,358	12.7%
Nyandarua	113,725	376,776	30.2%	Wajir	36,855	337,296	10.9%
Trans Nzoia	155,223	518,077	30.0%	Tana River	16,008	151,051	10.6%
Migori	165,760	557,657	29.7%	Mandera	35,191	341,857	10.3%
Kisii	201,548	697,445	28.9%	Marsabit	21,202	219,170	9.7%
Kericho	142,548	508,980	28.0%	Total	8,244,446	27,246,033	30.3%

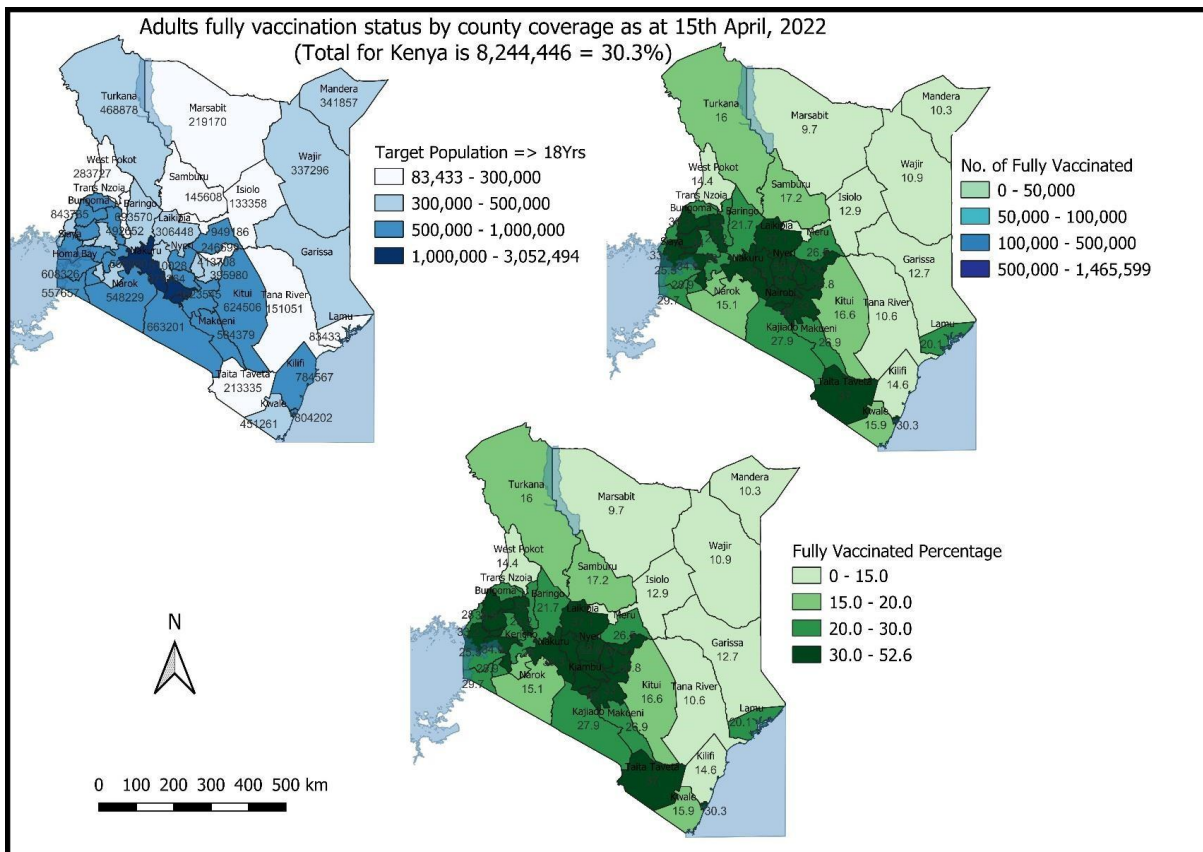


Figure 7: Adult full vaccination coverage by county

2.0 KEY ACTIONS

2.1 Coordination

- Response efforts continue to be coordinated through a whole government and multi-agency approach following Executive Order No. 2 of 2021 issued by His Excellency the President on 26th March 2021.
- The National Emergency Response Committee that was constituted following the executive order meets regularly to provide policy directions on response efforts towards the COVID-19 outbreak.
- The Public Health Emergency Operation Centre is fully activated and continues to coordinate response measures as well as provide daily situation reports informing planning.

2.2 Case Management and Infection Prevention & Control

- Currently, COVID-19 cases are being managed as inpatients and in home-based care
- Zero (0) COVID-19 case is currently admitted in the intensive care unit in ventilatory support, zero (0) on supplemental oxygen, and zero (0) under observation.

- The IPC measures being implemented include: handwashing/sanitization, use of face masks in public transport, and social distancing in social places

2.3 Surveillance, laboratory, and Point of Entries

- The Diagnostic capacity in the Country has been scaled up. A total of ninety-six (96) public and private laboratories conduct PCR tests and 472 Rapid Diagnostic Tests (RDT). Genomic sequencing is done on sampled cases to identify new variants.
- Screening of cargo vessel crew at all points of entry to detect positive individuals.

3.0 KEY CHALLENGES

- Irregular reporting of COVID-19 data from counties/sub-counties to the national level
- High staff turn-over of trained personnel
- Suboptimal use of data in counties and sub-counties shared by national level for follow-up and decision making
- Inadequate resources to facilitate critical response pillars limiting response capacity in detecting, investigating, and follow-up of cases.

4.0 RECOMMENDATIONS AND NEXT STEPS

- Enhanced integrated disease surveillance at all levels
- Regular submission of daily COVID-19 data to the national level by counties
- Counties are encouraged to carry out investigations and institute control measures for areas with clustering of cases.
- Dissemination and utilization of data to make informed public health decisions at all levels
- Continuous capacity building of staff on surveillance

Emergency Operation Center:

Telephone: 0729 471 414, 0732 353 535, 0800 721316(Toll Free)

COVID-19 Call center: *719# (short message only), 719 (Audio)

COVID-19 Dashboard: https://khro.health.go.ke/#/covid_19_tracker

Email: manager.eockenya@gmail.com