



COVID-19 OUTBREAK IN KENYA

DAILY SITUATION REPORT – 784

1. KEY HIGHLIGHTS

- Twenty-one (21)** new confirmed COVID-19 cases were reported in the last 24 hours bringing the total number of confirmed cases in Kenya to **323,921 cases** as of **10 May 2022**. Counties reporting new cases are **Nairobi (14), Kiambu (5), Mombasa (1), and Uasin Gishu (1)**.
- Zero (0) deaths have been reported over the last 24 hrs.** The total number of cumulative deaths reported since the beginning of the outbreak is **5649, case fatality rate (CFR) is 1.7%**
- All **47 counties** have cumulatively reported cases as follows: Nairobi (131,394), Kiambu (20180), Mombasa (17946), Nakuru (17069), Uasin Gishu (10564), Kisumu (7800), Machakos (7621), Kajiado (7597), Kilifi (7002), Busia (6539), Siaya (6429), Nyeri (5865), Kericho (5773), Kitui (4893), Murang'a (4442), Kakamega (4201), Meru (4085), Kisii (3721), Migori (3352), Laikipia (3220), Bungoma (3150), Makueni (3075), Nyandarua (2986), Turkana (2671), Garissa (2668), Embu (2638), Trans Nzoia (2367), Nandi (2360), Kirinyaga (2257), Homa Bay (2114), Nyamira (2080), Taita Taveta (2046), Baringo (1682), Bomet (1678), Narok (1370), Kwale (1346), Tharaka Nithi (1241), Vihiga (1097), Marsabit (997), West pokot (855), Isiolo (773), Lamu (770), Elgeyo Marakwet (532), Mandera (443), Tana River (409), Samburu (315), and Wajir (300).
- In epi-week **18, 2022, Nairobi city** and **Kiambu** Counties had the highest attack rates of COVID-19 at **1.59** and **0.49** per **100,000** population respectively when compared to the national attack rate of **0.19/100,000** for the same epi-week.
- In the last 24 hours, **2,560 samples** were tested across various laboratories of which **twenty-one (21)** samples turned positive for COVID-19, a positivity rate of **0.8%**. Cumulatively, **3,620,567 tests** have been conducted.
- In the last 24 hours, **13** COVID-19 patients (**Health Facility: 0, HBIC: 13**) recovered and were discharged bringing the total number of recoveries and discharges to **318,097 (Facility: 53,028, HBIC: 265,069)**.



1.1 Epidemiology

Since 13 March 2020 when the first case was confirmed in Kenya, a total of **323,921** confirmed cases and **5,649** deaths (CFR **1.4%**) have been line-listed. **Figure 1 and 2** below shows trends of cases and deaths for the last one year.

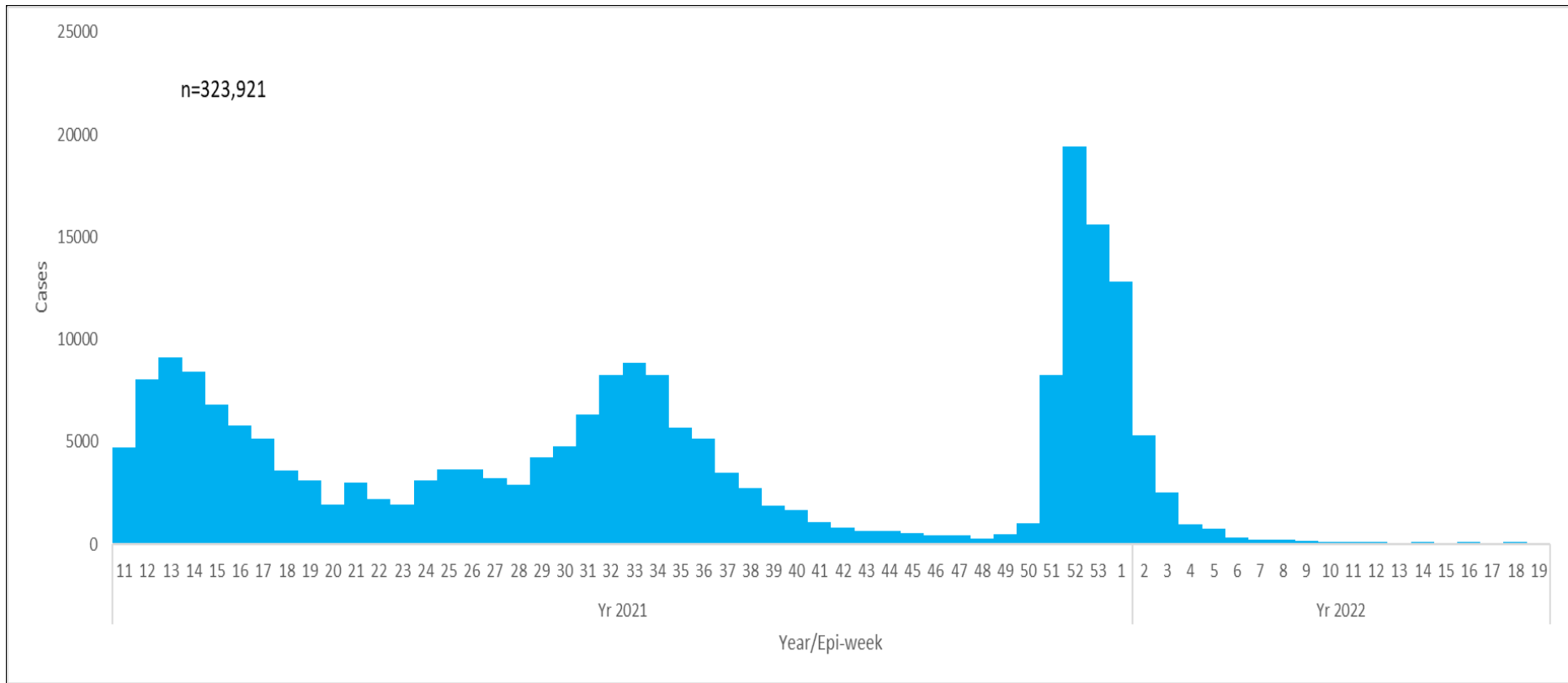


Figure 1: Trends of COVID-19 outbreak in Kenya in the last one year

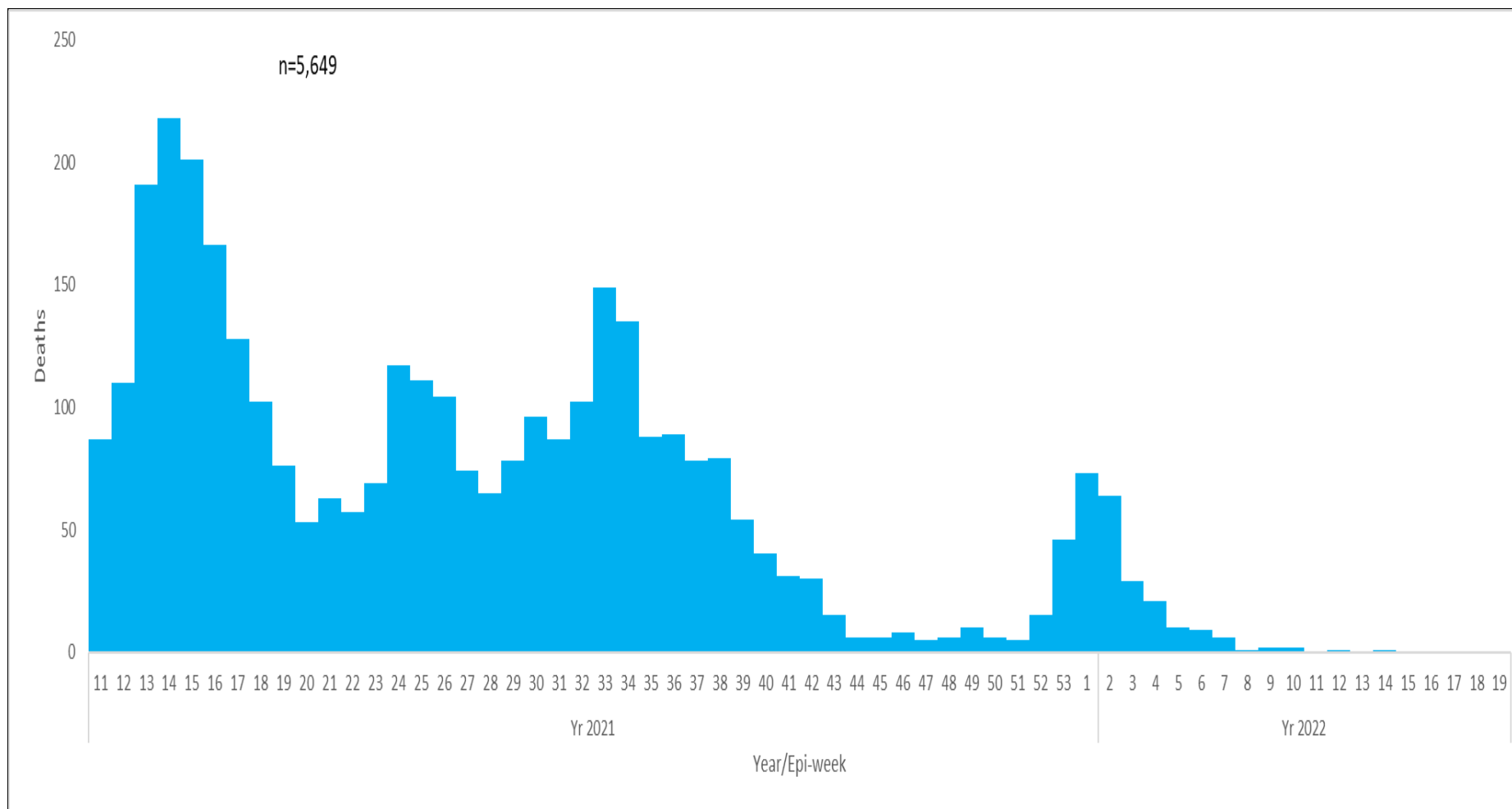


Figure 2: Trends of COVID-19 deaths in Kenya in the last one year

1.2 Laboratory testing

WHO recommends that one of the indicators that the pandemic is under control, is when < 5% of samples tested are positive for COVID-19 for the past 2 weeks, assuming that surveillance for suspected cases is comprehensive and testing rate of suspect cases, is optimum at least 1/1000 population/week. The laboratory test rate currently stands at **76119.4** samples per 1,000,000 people. Figure 3 shows the weekly testing rate/1000 population/week for the last one year.

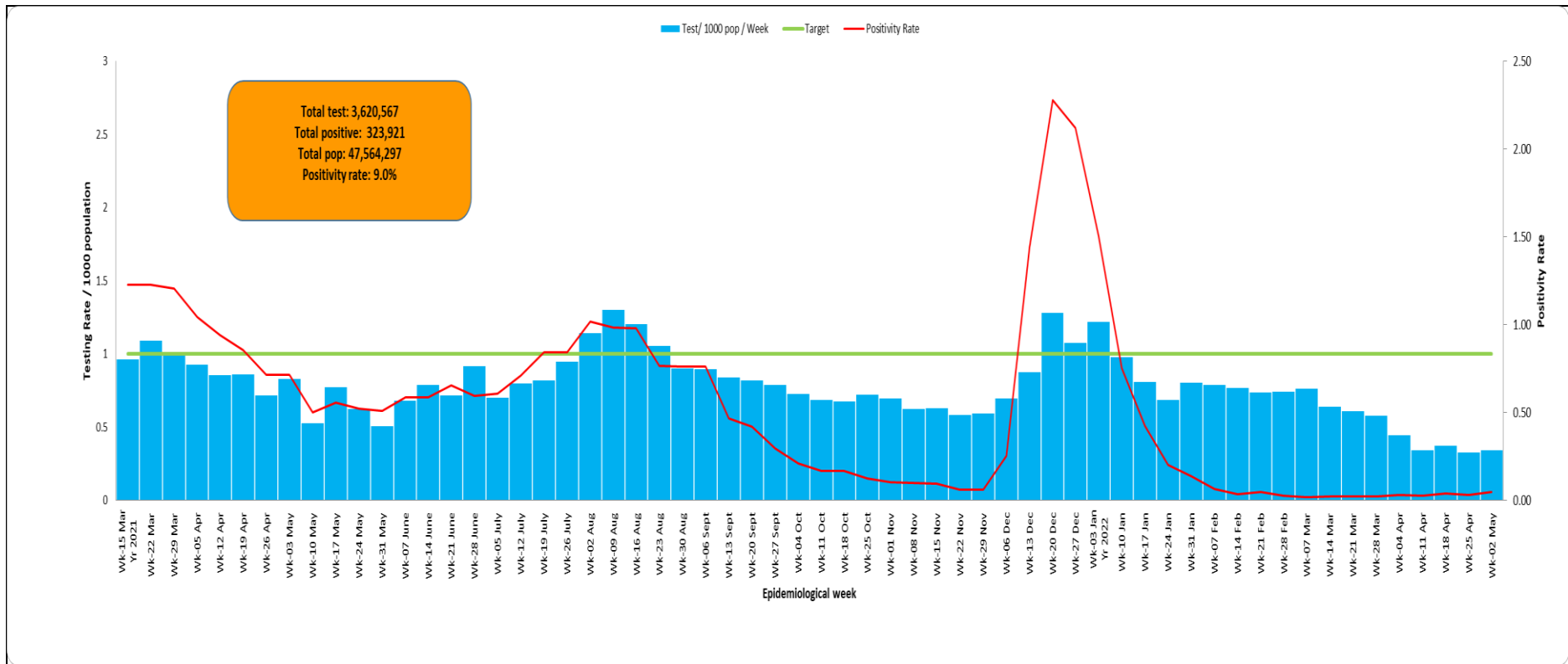


Figure 3: Laboratory Tests Conducted by Date Results were Shared

1.3 Age and Sex Distribution of COVID Confirmed Cases and Deaths

A total of **182,740 (56%)** of the cumulative cases are males and **141,181 (44%)** are females. Most cases, **83,692 (26%)** are in the age group of **30-39 years**. Of the **5649** cumulative deaths, **3,595 (64%)** are males and **2,054 (36%)** are females.

Figure 4 below shows the age and sex distribution of COVID-19 cases by the outcome.

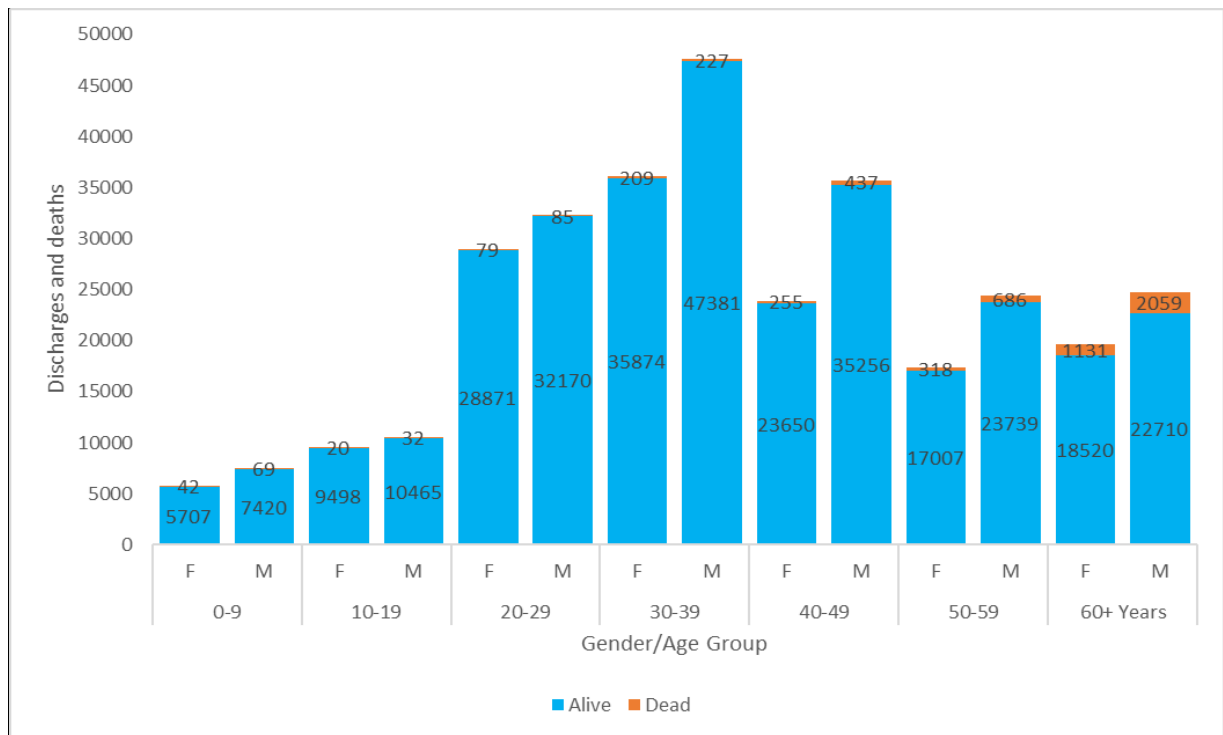


Figure 4: Age and Sex Distribution of COVID-19 Cases by the outcome in Kenya

1.4 Distribution of Confirmed COVID-19 Cases and Deaths by County of Diagnosis

Of the **323,921** cumulative cases, **131,394 (41%)** are from **Nairobi** County followed by **Kiambu** County with **20,180 (6%)**, while **Wajir** County recorded the lowest number of cases, **300 (0.09%)** as shown in Table 1.

Table 1: Distribution of confirmed COVID-19 Cases and deaths by County of Diagnosis

County	Population	Covid-19 Cases	Attack Rates	Deaths	CFR
Nairobi	4397073	131394	2988.22	1552	1.18
Kiambu	2417735	20180	834.67	548	2.72
Mombasa	1208333	17946	1485.19	337	1.88
Nakuru	2162202	17069	789.43	532	3.12
Uasin Gishu	1163186	10564	908.20	241	2.29

County	Population	Covid-19 Cases	Attack Rates	Deaths	CFR
Kisumu	1155574	7800	674.99	85	1.09
Machakos	1421932	7621	535.96	194	2.55
Kajiado	1117840	7597	679.61	77	1.01
Kilifi	1453787	7002	481.64	35	0.50
Busia	893681	6540	731.80	53	0.81
Siaya	993183	6429	647.31	120	1.87
Nyeri	759164	5865	772.56	172	2.93
Kericho	901777	5773	640.18	68	1.18
Kitui	1136187	4896	430.91	111	2.27
Murang'a	1056640	4442	420.39	230	5.18
Kakamega	1867579	4201	224.94	119	2.83
Meru	1545714	4085	264.28	113	2.77
Kisii	1266860	3721	293.72	112	3.01
Migori	1116436	3352	300.24	62	1.85
Laikipia	518560	3221	621.14	26	0.81
Bungoma	1670570	3151	188.62	5	0.16
Makueni	987653	3075	311.34	101	3.28
Nyandarua	638289	2986	467.81	67	2.24
Turkana	841353	2671	288.14	24	0.90
Garissa	926976	2668	317.11	97	3.64
Embu	608599	2638	433.45	62	2.35
Trans Nzoia	990341	2367	239.01	9	0.38
Nandi	885711	2360	266.45	34	1.44
Kirinyaga	610411	2257	369.75	76	3.37
Homa Bay	1131950	2114	186.76	96	4.54
Nyamira	605576	2081	343.64	18	0.86
Taita Taveta	340671	2046	600.58	42	2.05
Baringo	666763	1682	252.26	14	0.83
Bomet	875689	1678	191.62	29	1.73
Narok	1157873	1370	118.32	24	1.75
Kwale	866820	1347	155.40	11	0.82
Tharaka Nithi	393177	1241	315.63	8	0.64
Vihiga	590013	1097	185.93	30	2.74
Marsabit	459785	997	216.84	2	0.20
West Pokot	621241	855	137.63	1	0.12
Isiolo	268002	773	288.43	43	5.56
Lamu	143920	770	535.02	13	1.69
Elgeyo Marakwet	454480	532	117.06	10	1.88
Mandera	867457	443	51.07	36	8.18
Tana River	315943	409	129.45	1	0.24
Samburu	310327	315	101.51	1	0.32
Wajir	781263	300	38.40	6	2.00

1.5 Map of Kenya showing COVID-19 attack rate and by County per 100,000 population

In Epi-week 18, Nairobi city County recorded the highest attack rate of 1.59 followed by Kiambu County at 0.49 per 100,000 population (Figure 5).

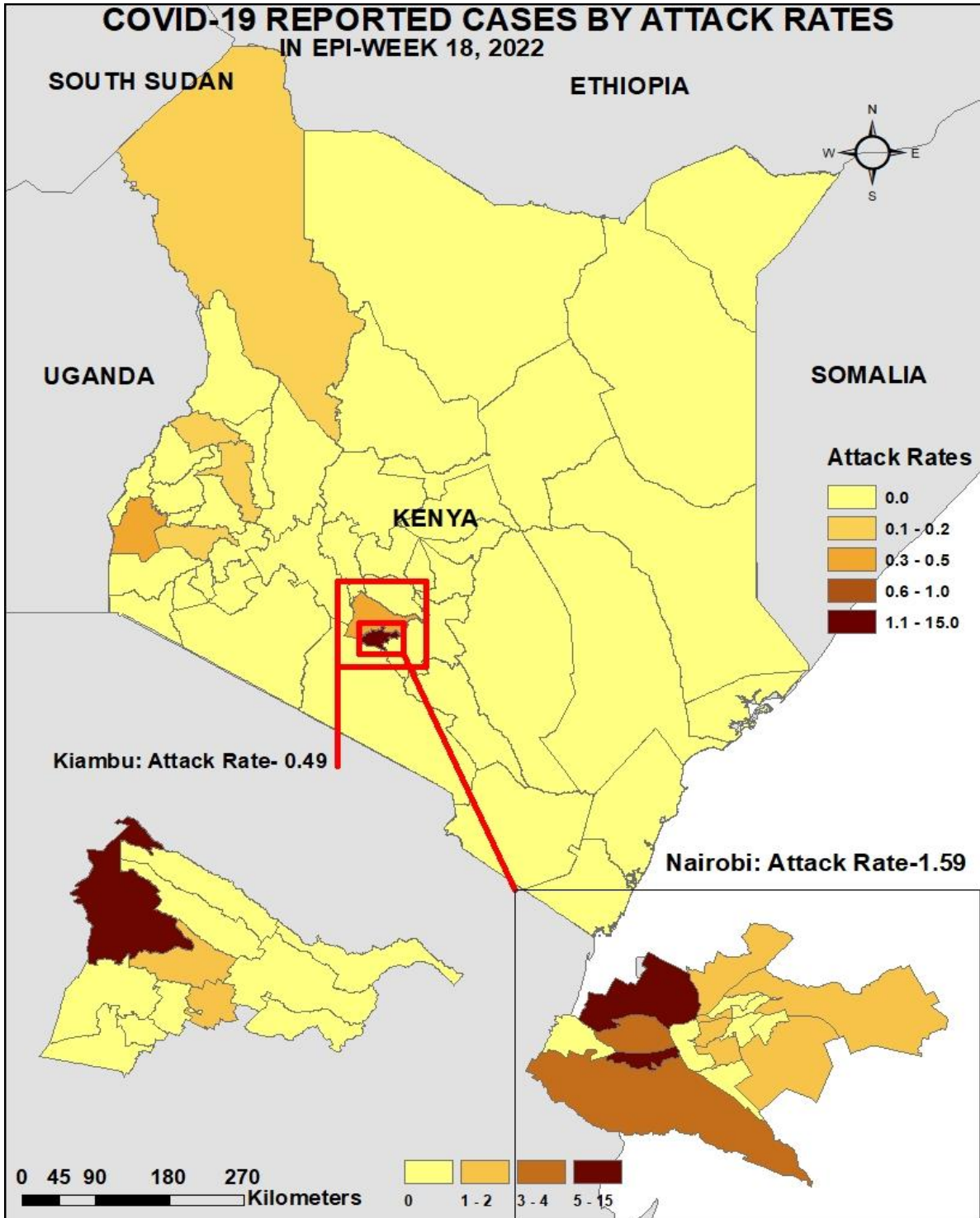


Figure 5: County Attack Rate per 100,000 Population

1.6 Map of Kenya showing COVID-19 caseload by County

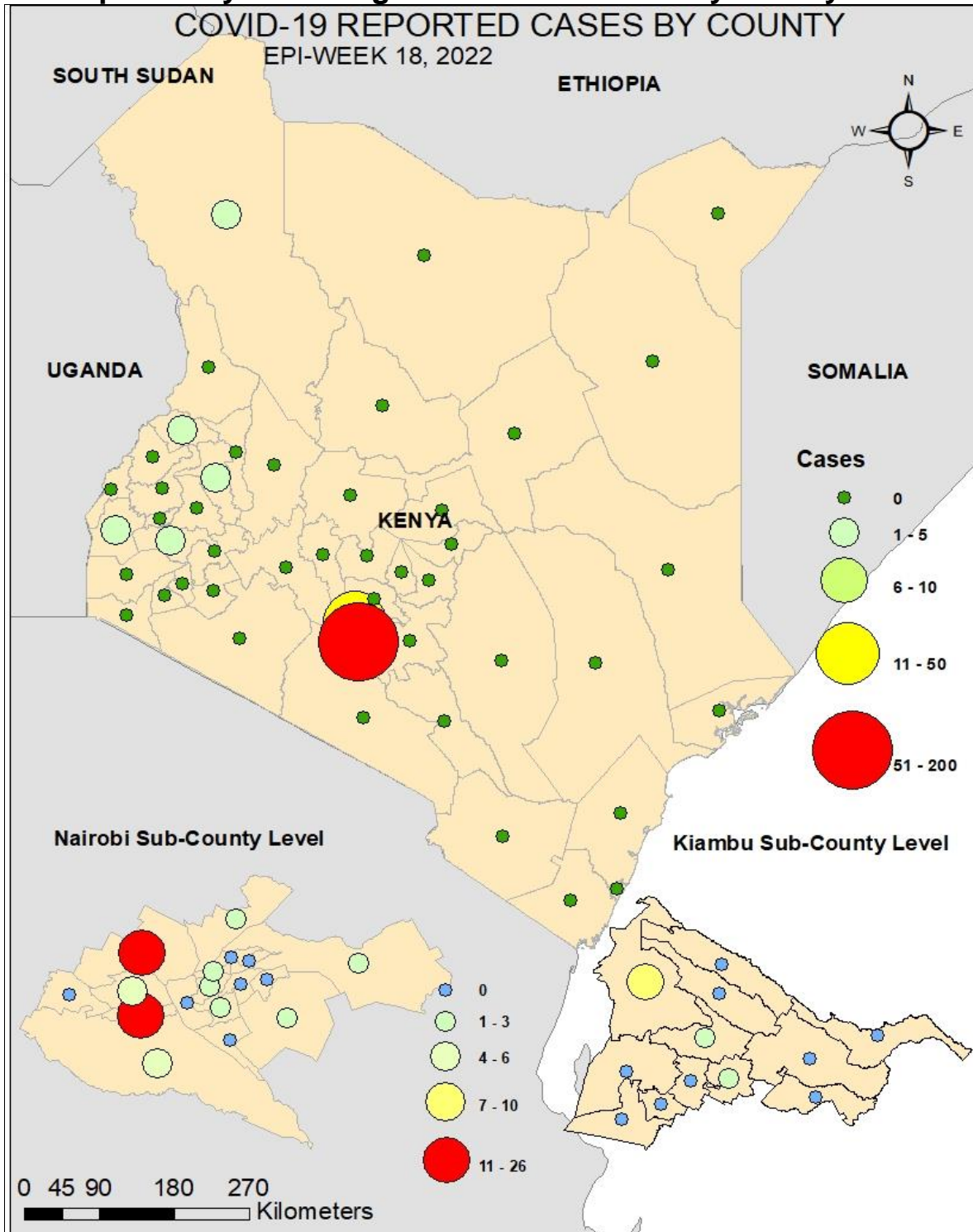


Figure 6 Case-loads by county

1.7 Kenya COVID-19 Vaccination Updates



Partially vaccinated: Adults- **2,531,555**
Fully Vaccinated: Adults- **8,330,808**
Booster Doses: - **307,200**



15 to <18 years- **827,278**
 15 to <18 years- **234,424**

The Kenya Ministry of Health launched the National COVID-19 vaccinations on the 5th March 2021. As of **9th May 2022**, a total of **2,531,555 persons** were vaccinated with the 1st dose, and **8,330,808 persons** were fully vaccinated.

Table 2: Vaccine Doses Dispensed as of 9th May 2022

Vaccine	Total doses Administered
Partially vaccinated adults	2,531,555
Fully vaccinated adults	8,330,808
Booster doses	307,200
Total doses (All Vaccines + Sputnik)	17,956,919
Partially Vaccinated 15- below 18 years	827,278
Fully Vaccinated 15- below 18 years	234,424
% of adults fully vaccinated	30.6%

The highest proportion of the population fully vaccinated is in Nyeri County at 52.7% and the least is Marsabit County at (9.7%) (Table 3).

Table 3: Proportion of fully Vaccinated by County, 9th May 2022

County	Number of adults fully vaccinated	Target Population above 18 years	% of fully vaccinated adults	County	Number of adults fully vaccinated	Target Population above 18 years	% of fully vaccinated adults
Nyeri	268,876	510,028	52.7%	Kericho	143,366	508,980	28.2%
Nairobi	1,476,664	3,052,494	48.4%	Kajiado	185,820	663,201	28.0%
Kakamega	384,787	982,838	39.2%	Makueni	160,423	584,379	27.5%
Nakuru	479,286	1,273,265	37.6%	Meru	252,789	949,186	26.6%
Kirinyaga	155,024	413,708	37.5%	Homa Bay	159,522	608,326	26.2%
Laikipia	114,497	306,448	37.4%	Nandi	124,700	492,652	25.3%
Taita Taveta	79,671	213,335	37.3%	Elgeyo Marakwet	59,962	243,690	24.6%
Kisumu	232,475	656,147	35.4%	Baringo	73,865	338,937	21.8%
Kiambu	574,736	1,623,545	35.4%	Lamu	16,798	83,433	20.1%
Vihiga	112,590	329,317	34.2%	Samburu	25,103	145,608	17.2%
Siaya	182,152	536,031	34.0%	Kitui	105,055	624,506	16.8%
Machakos	303,053	905,172	33.5%	Turkana	77,983	468,878	16.6%
Uasin Gishu	223,381	693,570	32.2%	Bomet	75,105	465,963	16.1%
Muranga	210,689	675,364	31.2%	Kwale	72,733	451,261	16.1%
Embu	122,149	395,980	30.8%	Narok	82,881	548,229	15.1%
Trans Nzoia	159,795	518,077	30.8%	Kilifi	117,255	784,567	14.9%
Tharaka Nithi	75,876	246,699	30.8%	West Pokot	41,057	283,727	14.5%
Mombasa	245,585	804,202	30.5%	Isiolo	17,183	133,358	12.9%
Nyamira	104,107	341,397	30.5%	Garissa	51,067	399,358	12.8%
Bungoma	257,140	843,735	30.5%	Wajir	37,043	337,296	11.0%
Nyandarua	114,190	376,776	30.3%	Tana River	16,011	151,051	10.6%
Migori	166,207	557,657	29.8%	Mandera	35,266	341,857	10.3%
Kisii	203,323	697,445	29.2%	Marsabit	21,287	219,170	9.7%
Busia	132,281	465,190	28.4%	Total	8,330,808	27,246,033	30.6%

- The IPC measures being implemented include: handwashing/sanitization, use of face masks in public transport, and social distancing in social places

2.3 Surveillance, laboratory, and Point of Entries

- The Diagnostic capacity in the Country has been scaled up. A total of ninety-six (96) public and private laboratories conduct PCR tests and 472 Rapid Diagnostic Tests (RDT). Genomic sequencing is done on sampled cases to identify new variants.
- Screening of cargo vessel crew at all points of entry to detect positive individuals.

3.0 KEY CHALLENGES

- Irregular reporting of COVID-19 data from counties/sub-counties to the national level
- High staff turn-over of trained personnel
- Suboptimal use of data in counties and sub-counties shared by national level for follow-up and decision making
- Inadequate resources to facilitate critical response pillars limiting response capacity in detecting, investigating, and follow-up of cases.

4.0 RECOMMENDATIONS AND NEXT STEPS

- Enhanced integrated disease surveillance at all levels
- Regular submission of daily COVID-19 data to the national level by counties
- Counties are encouraged to carry out investigations and institute control measures for areas with clustering of cases.
- Dissemination and utilization of data to make informed public health decisions at all levels
- Continuous capacity building of staff on surveillance

Emergency Operation Center:

Telephone: 0729 471 414, 0732 353 535, 0800 721316(Toll Free)

COVID-19 Call center: *719# (short message only), 719 (Audio)

COVID-19 Dashboard: https://khro.health.go.ke/#/covid_19_tracker

Email: manager.eockenya@gmail.com