



MINISTRY OF HEALTH

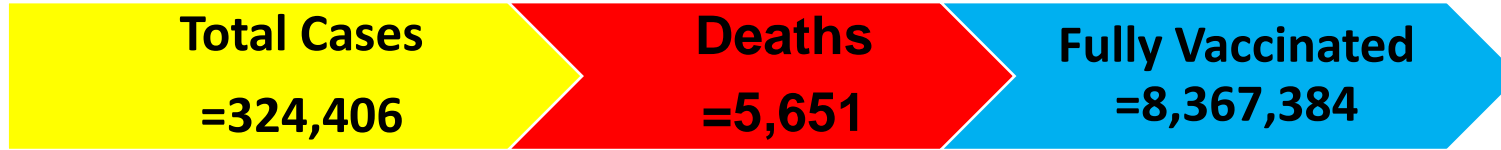
DATA AS REPORTED BY 1700 HOURS 25 May 2022

# COVID-19 OUTBREAK IN KENYA

## DAILY SITUATION REPORT – 799

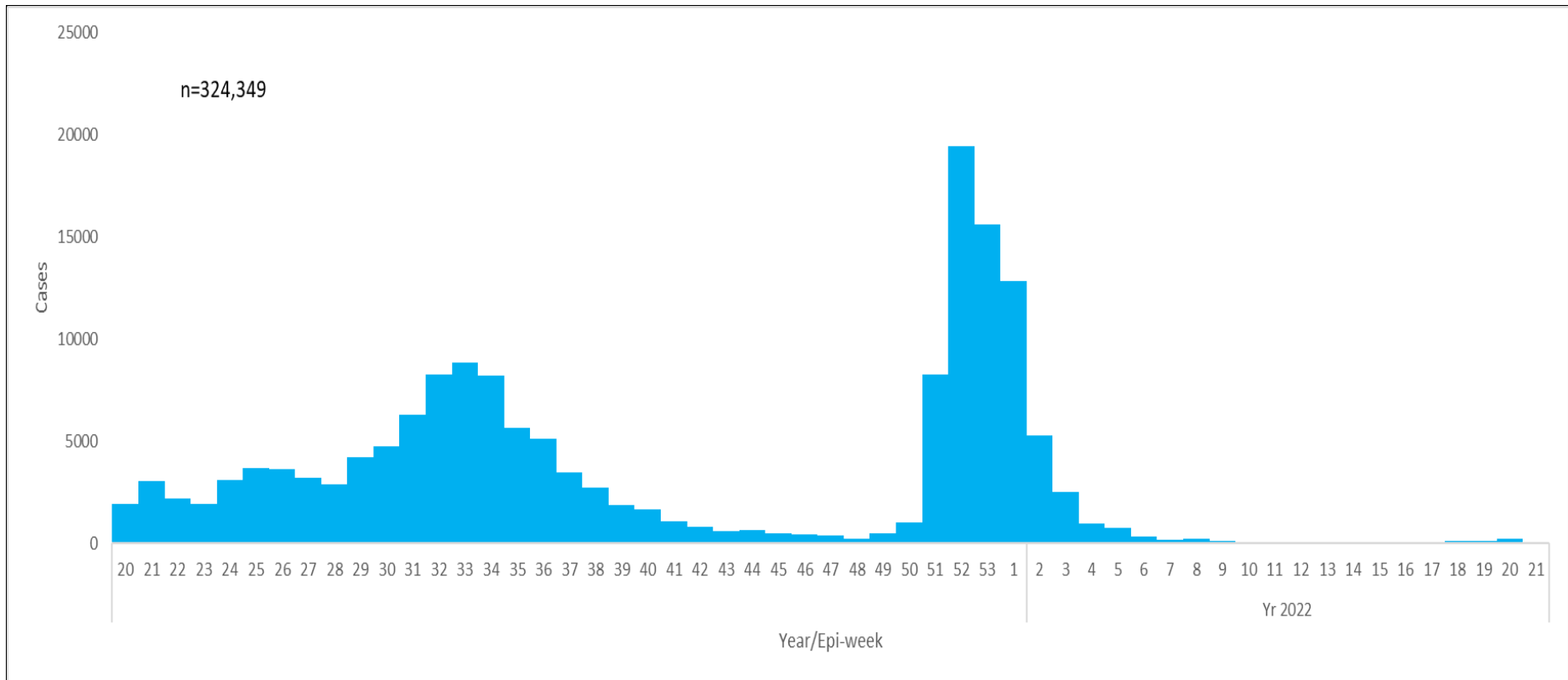
### 1. KEY HIGHLIGHTS

- Fifty-seven (57)** new confirmed COVID-19 cases were reported in the last 24 hours bringing the total number of confirmed cases in Kenya to **324,406 cases** as of **24 May 2022**. Counties reporting new cases are **Nairobi (37), Kiambu (2), Kisumu (1), Bomet (1), Kilifi (5), Kwale (1), Mombasa (1), Murang'a (2), Siaya (6), and Turkana (1)**.
- Zero (0) deaths have been reported over the last 24 hrs.** The total number of cumulative deaths reported since the beginning of the outbreak is **5651, case fatality rate (CFR) is 1.7%**
- All **47 counties** have cumulatively reported cases as follows: Nairobi (131,748), Kiambu (20213), Mombasa (17954), Nakuru (17071), Uasin Gishu (10570), Kisumu (7823), Machakos (7621), Kajiado (7598), Kilifi (7008), Busia (6540), Siaya (6432), Nyeri (5889), Kericho (5773), Kitui (4896), Murang'a (4443), Kakamega (4201), Meru (4088), Kisii (3722), Migori (3352), Laikipia (3221), Bungoma (3151), Makueni (3076), Nyandarua (2986), Turkana (2673), Garissa (2668), Embu (2638), Trans Nzoia (2367), Nandi (2360), Kirinyaga (2257), Homa Bay (2114), Nyamira (2081), Taita Taveta (2046), Baringo (1682), Bomet (1679), Narok (1371), Kwale (1349), Tharaka Nithi (1241), Vihiga (1097), Marsabit (997), West pokot (855), Isiolo (773), Lamu (772), Elgeyo Marakwet (532), Mandera (447), Tana River (409), Samburu (315), and Wajir (300).
- In epi-week **20, 2022, Nairobi city** and **Kisumu** Counties had the highest attack rates of COVID-19 at **3.73** and **1.73** per **100,000** population respectively when compared to the national attack rate of **0.48/100,000** for the same epi-week.
- In the last 24 hours, **2,954 samples** were tested across various laboratories of which **fifty-seven (57)** samples turned positive for COVID-19, a positivity rate of **1.9%**. Cumulatively, **3,655,967 tests** have been conducted.
- In the last 24 hours, **15** COVID-19 patients (**Health Facility: 0, HBIC: 15**) recovered and were discharged bringing the total number of recoveries and discharges to **318,375 (Facility: 53,031, HBIC: 265,344)**.

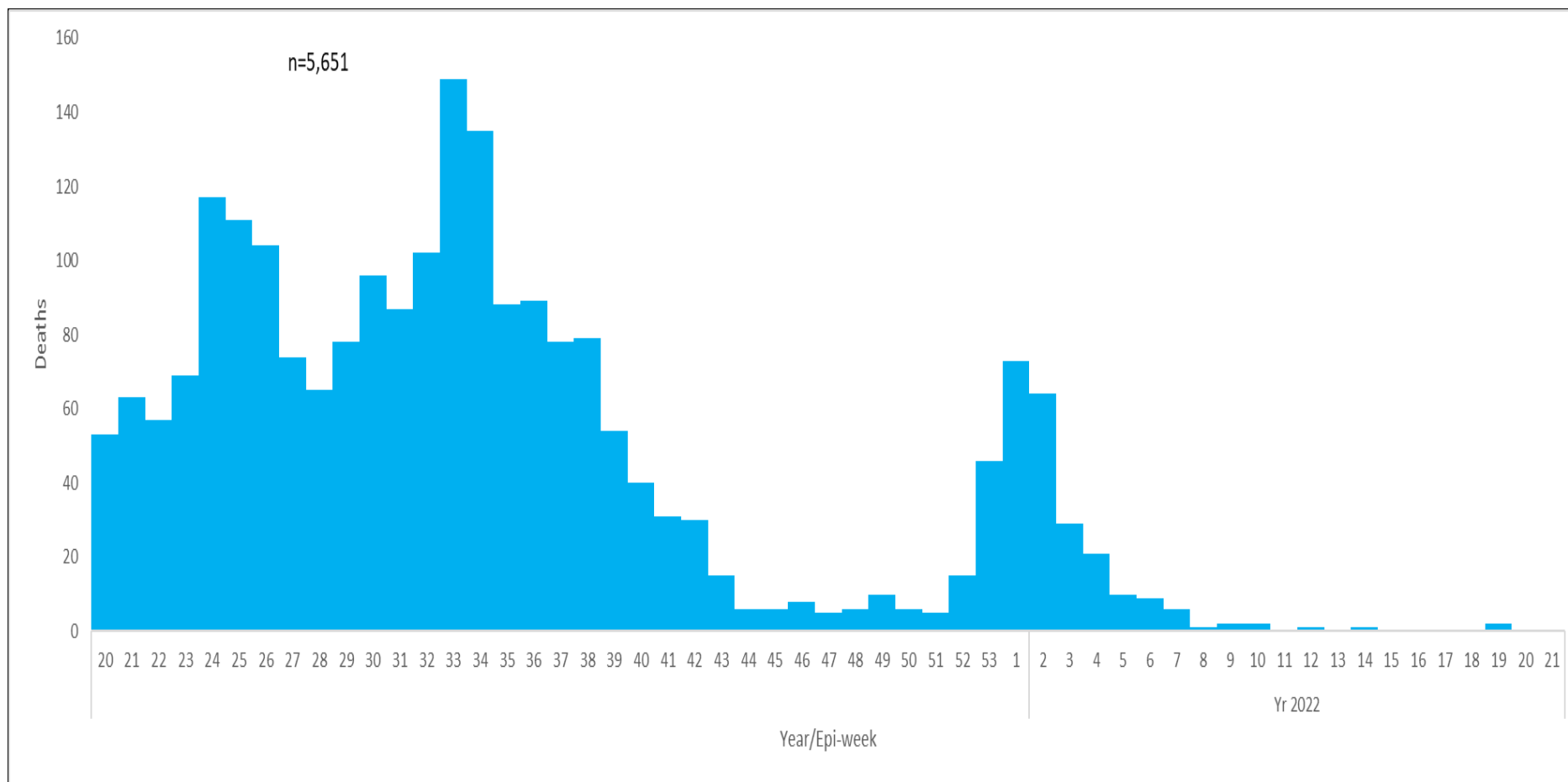


### 1.1 Epidemiology

Since 13 March 2020 when the first case was confirmed in Kenya, a total of **324,406** confirmed cases and **5,649** deaths (**CFR 1.7%**) have been line-listed. **Figure 1 and 2** below shows trends of cases and deaths for the last one year.



**Figure 1: Trends of COVID-19 outbreak in Kenya in the last one year**



**Figure 2: Trends of COVID-19 deaths in Kenya in the last one year**

## 1.2 Laboratory testing

WHO recommends that one of the indicators that the pandemic is under control, is when < 5% of samples tested are positive for COVID-19 for the past 2 weeks, assuming that surveillance for suspected cases is comprehensive and testing rate of suspect cases, is optimum at least 1/1000 population/week. The laboratory test rate currently stands at **76863.6** samples per 1,000,000 people. Figure 3 shows the weekly testing rate/1000 population/week for the last one year.

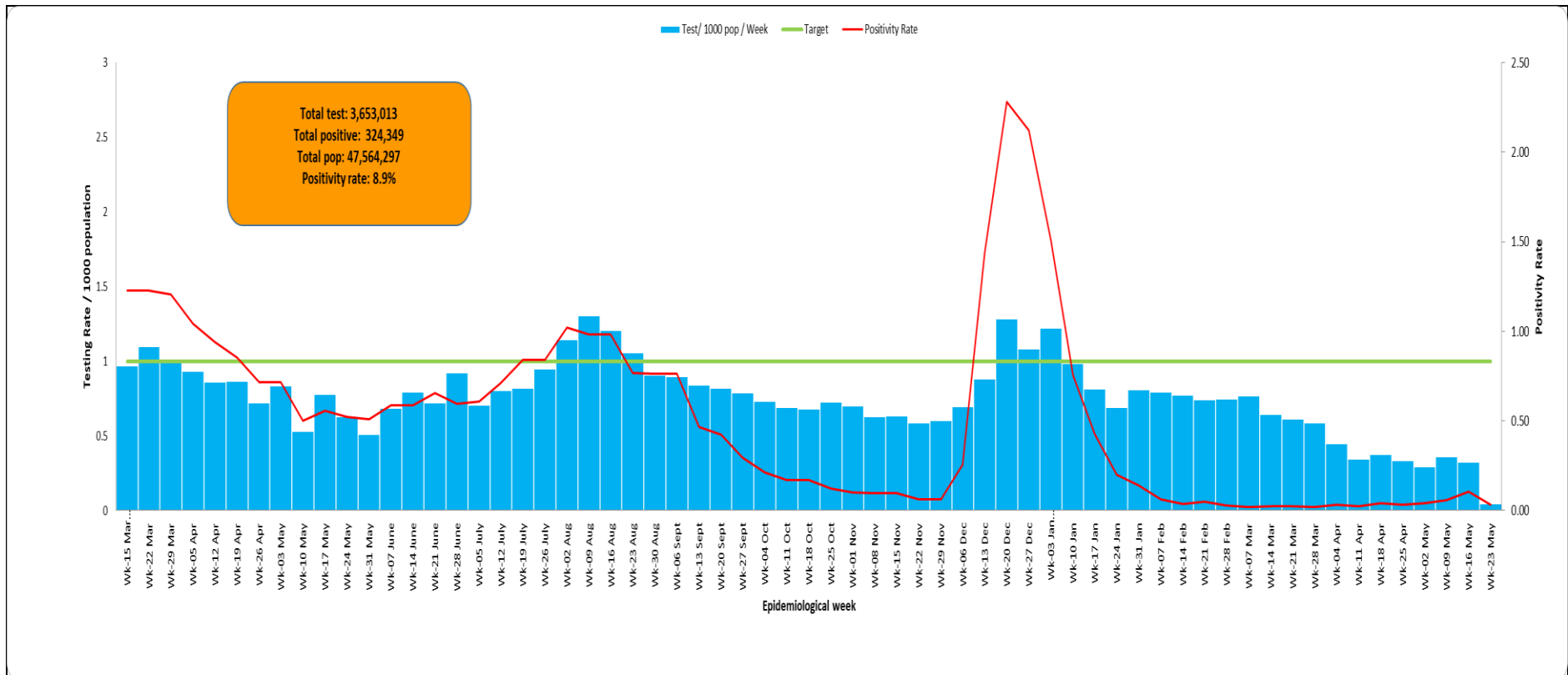


Figure 3: Laboratory Tests Conducted by Date Results were Shared

### 1.3 Age and Sex Distribution of COVID Confirmed Cases and Deaths

A total of **182,999 (56%)** of the cumulative cases are males and **141,407 (44%)** are females. Most cases, **83,799 (26%)** are in the age group of **30-39 years**. Of the **5651** cumulative deaths, **3,596 (64%)** are males and **2,055 (36%)** are females.

Figure 4 below shows the age and sex distribution of COVID-19 cases by the outcome.

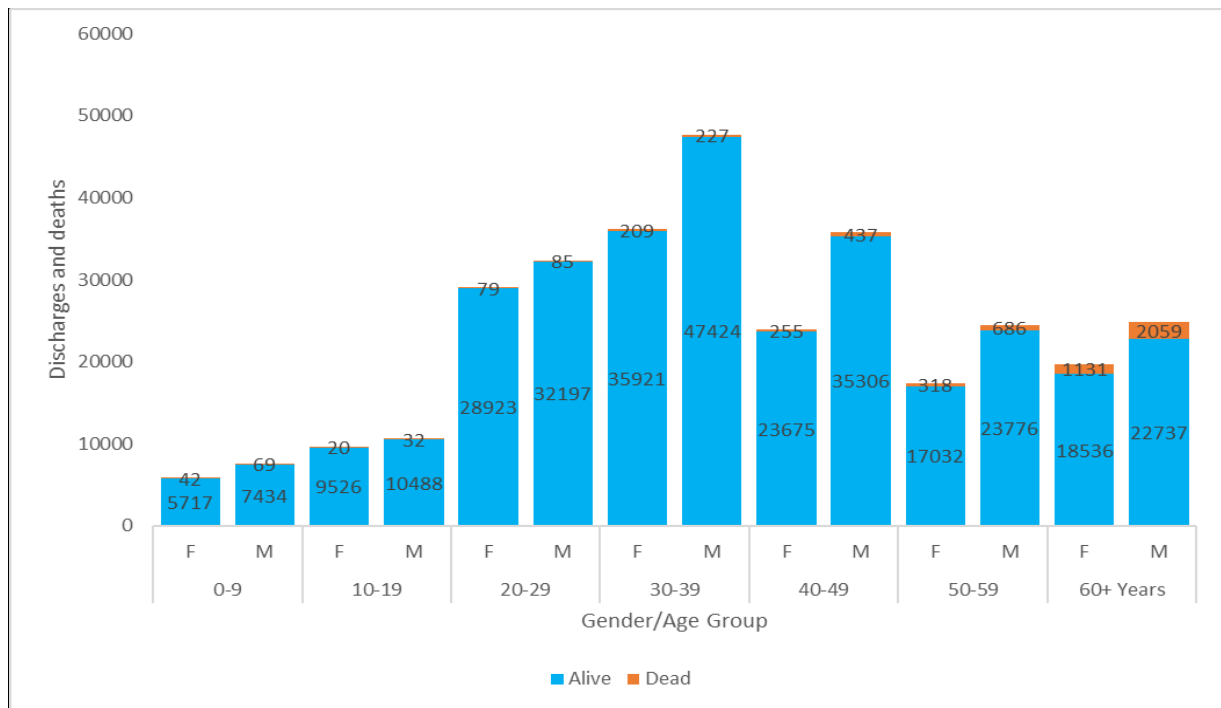


Figure 4: Age and Sex Distribution of COVID-19 Cases by the outcome in Kenya

### 1.4 Distribution of Confirmed COVID-19 Cases and Deaths by County of Diagnosis

Of the **324,406** cumulative cases, **131,748 (41%)** are from **Nairobi** County followed by **Kiambu** County with **20,211 (6%)**, while **Wajir** County recorded the lowest number of cases, **300 (0.09%)** as shown in Table 1.

Table 1: Distribution of confirmed COVID-19 Cases and deaths by County of Diagnosis

County	Population	Covid-19 Cases	Attack Rates	Deaths	CFR
Nairobi	4397073	131748	2996.27	1553	1.18
Kiambu	2417735	20213	836.03	549	2.72
Mombasa	1208333	17954	1485.85	337	1.88
Nakuru	2162202	17071	789.52	532	3.12
Uasin Gishu	1163186	10570	908.71	243	2.30
Kisumu	1155574	7823	676.98	85	1.09

County	Population	Covid-19 Cases	Attack Rates	Deaths	CFR
Machakos	1421932	7621	535.96	194	2.55
Kajiado	1117840	7598	679.70	77	1.01
Kilifi	1453787	7008	482.05	35	0.50
Busia	893681	6540	731.80	53	0.81
Siaya	993183	6438	648.22	120	1.87
Nyeri	759164	5889	775.72	172	2.93
Kericho	901777	5773	640.18	68	1.18
Kitui	1136187	4896	430.91	111	2.27
Murang'a	1056640	4444	420.58	230	5.18
Kakamega	1867579	4201	224.94	119	2.83
Meru	1545714	4088	264.47	113	2.76
Kisii	1266860	3722	293.80	112	3.01
Migori	1116436	3352	300.24	62	1.85
Laikipia	518560	3221	621.14	26	0.81
Bungoma	1670570	3151	188.62	5	0.16
Makueni	987653	3076	311.45	101	3.28
Nyandarua	638289	2986	467.81	67	2.24
Turkana	841353	2673	288.36	24	0.90
Garissa	926976	2668	317.11	97	3.64
Embu	608599	2638	433.45	62	2.35
Trans Nzoia	990341	2367	239.01	9	0.38
Nandi	885711	2360	266.45	34	1.44
Kirinyaga	610411	2257	369.75	76	3.37
Homa Bay	1131950	2114	186.76	96	4.54
Nyamira	605576	2081	343.64	18	0.86
Taita Taveta	340671	2046	600.58	42	2.05
Baringo	666763	1682	252.26	14	0.83
Bomet	875689	1679	191.73	29	1.73
Narok	1157873	1371	118.41	24	1.75
Kwale	866820	1349	155.63	11	0.82
Tharaka Nithi	393177	1241	315.63	8	0.64
Vihiga	590013	1097	185.93	30	2.73
Marsabit	459785	997	216.84	2	0.20
West Pokot	621241	855	137.63	1	0.12
Isiolo	268002	773	288.43	43	5.56
Lamu	143920	772	536.41	13	1.68
Elgeyo Marakwet	454480	532	117.06	10	1.88
Mandera	867457	447	51.53	36	8.05
Tana River	315943	409	129.45	1	0.24
Samburu	310327	315	101.51	1	0.32
Wajir	781263	300	38.40	6	2.00

### 1.5 Map of Kenya showing COVID-19 attack rate and by County per 100,000 population

In Epi -week 19, Nairobi city County recorded the highest attack rate of 3.73 followed by Kisumu County at 1.73 per 100,000 population (Figure 5).

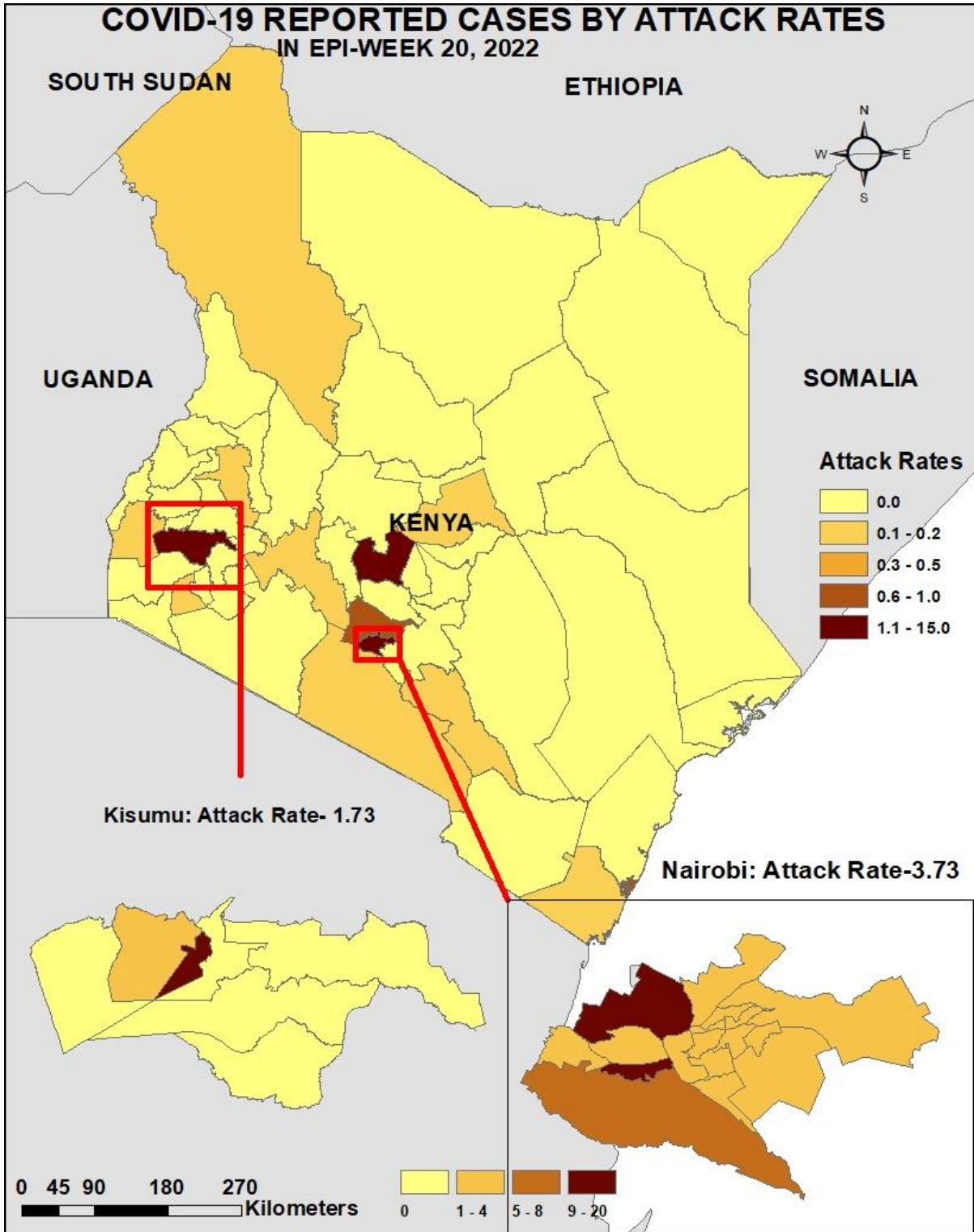


Figure 5: County Attack Rate per 100,000 Population

### 1.6 Map of Kenya showing COVID-19 caseload by County

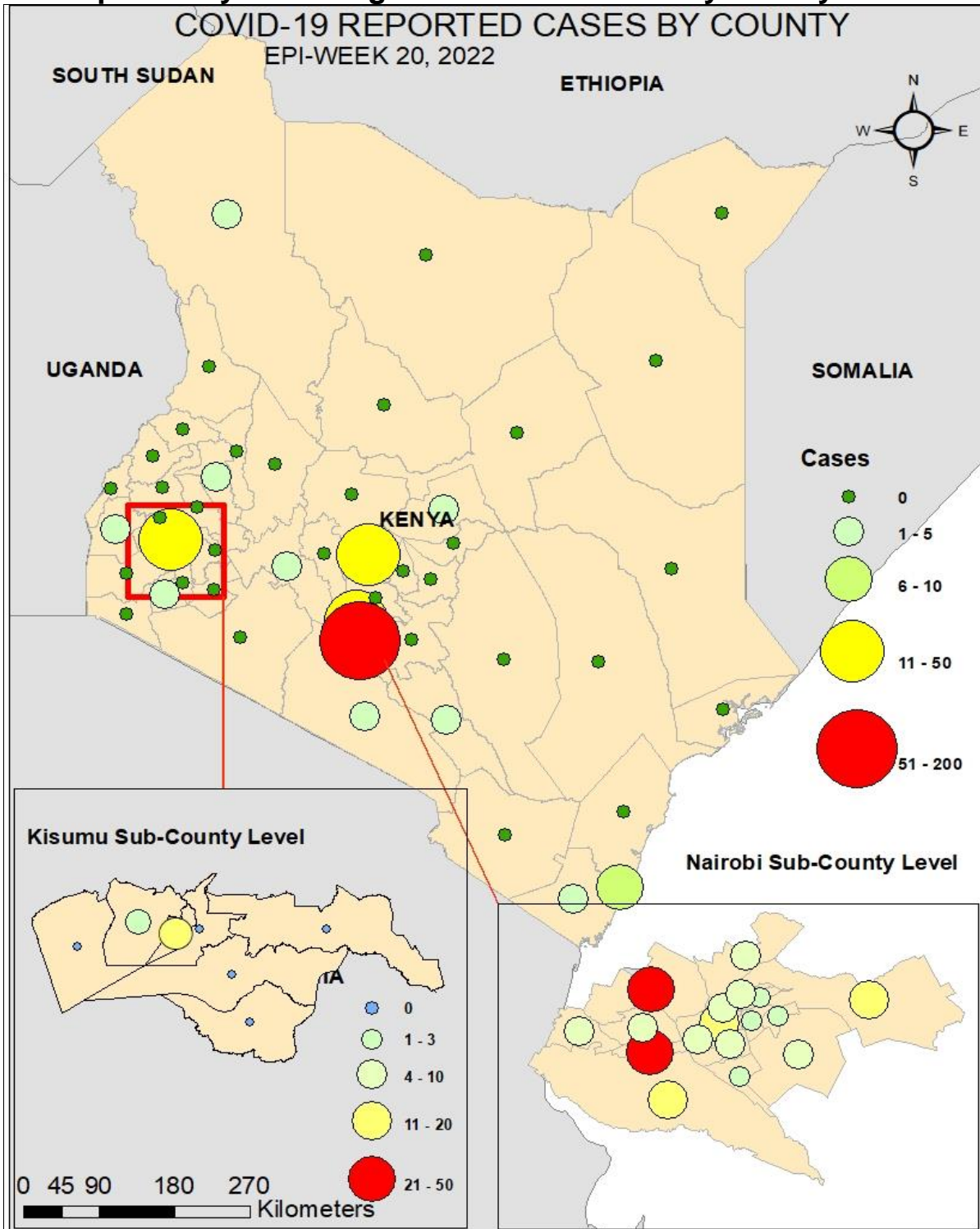


Figure 6 Case-loads by county



## 1.7 Kenya COVID-19 Vaccination Updates



**Partially vaccinated:** Adults- **2,514,317**

**Fully Vaccinated:** Adults- **8,403,134**

**Booster Doses:** - **327,109**



15 to <18 years- **819,918**

15 to <18 years- **267,453**

The Kenya Ministry of Health launched the National COVID-19 vaccinations on the 5<sup>th</sup> March 2021. As of **24<sup>th</sup> May 2022**, a total of **2,514,317 persons** were vaccinated with the 1<sup>st</sup> dose, and **8,403,134 persons** were fully vaccinated.

*Table 2: Vaccine Doses Dispensed as of 24<sup>th</sup> May 2022*

Vaccine	Total doses Administered
Partially vaccinated adults	<b>2,514,317</b>
Fully vaccinated adults	<b>8,403,134</b>
Booster doses	<b>327,109</b>
Total doses (All Vaccines + Sputnik)	<b>18,133,142</b>
Partially Vaccinated 15- below 18 years	<b>819,918</b>
Fully Vaccinated 15- below 18 years	<b>267,453</b>
% of adults fully vaccinated	<b>30.8%</b>

The highest proportion of the population fully vaccinated is in Nyeri County at 52.8% and the least is Marsabit County at (9.7%) (Table 3).

**Table 3: Proportion of fully Vaccinated by County, 24th May 2022**

County	Number of adults fully vaccinated	Target Population above 18 years	% of fully vaccinated adults	County	Number of adults fully vaccinated	Target Population above 18 years	% of fully vaccinated adults
Nyeri	269,249	510,028	<b>52.8%</b>	Kericho	144,017	508,980	<b>28.3%</b>
Nairobi	1,484,945	3,052,494	<b>48.6%</b>	Kajiado	187,363	663,201	<b>28.3%</b>
Kakamega	387,386	982,838	<b>39.4%</b>	Makueni	161,586	584,379	<b>27.7%</b>
Nakuru	486,672	1,273,265	<b>38.2%</b>	Homa Bay	162,847	608,326	<b>26.8%</b>
Laikipia	116,657	306,448	<b>38.1%</b>	Meru	253,155	949,186	<b>26.7%</b>
Taita Taveta	80,214	213,335	<b>37.6%</b>	Nandi	124,918	492,652	<b>25.4%</b>
Kirinyaga	155,333	413,708	<b>37.5%</b>	Elgeyo Marakwet	60,002	243,690	<b>24.6%</b>
Kisumu	238,695	656,147	<b>36.4%</b>	Baringo	74,006	338,937	<b>21.8%</b>
Kiambu	577,565	1,623,545	<b>35.6%</b>	Lamu	16,858	83,433	<b>20.2%</b>
Siaya	187,413	536,031	<b>35.0%</b>	Samburu	25,388	145,608	<b>17.4%</b>
Vihiga	112,949	329,317	<b>34.3%</b>	Kitui	106,385	624,506	<b>17.0%</b>
Machakos	305,755	905,172	<b>33.8%</b>	Turkana	79,317	468,878	<b>16.9%</b>
Uasin Gishu	224,051	693,570	<b>32.3%</b>	Kwale	73,309	451,261	<b>16.2%</b>
Muranga	217,387	675,364	<b>32.2%</b>	Bomet	75,290	465,963	<b>16.2%</b>
Trans Nzoia	162,672	518,077	<b>31.4%</b>	Narok	83,157	548,229	<b>15.2%</b>
Embu	122,411	395,980	<b>30.9%</b>	Kilifi	118,380	784,567	<b>15.1%</b>
Tharaka Nithi	76,060	246,699	<b>30.8%</b>	West Pokot	41,185	283,727	<b>14.5%</b>
Mombasa	247,337	804,202	<b>30.8%</b>	Garissa	52,080	399,358	<b>13.0%</b>
Bungoma	257,718	843,735	<b>30.5%</b>	Isiolo	17,308	133,358	<b>13.0%</b>
Nyamira	104,169	341,397	<b>30.5%</b>	Wajir	37,044	337,296	<b>11.0%</b>
Nyandarua	114,330	376,776	<b>30.3%</b>	Tana River	16,102	151,051	<b>10.7%</b>
Migori	168,826	557,657	<b>30.3%</b>	Mandera	35,299	341,857	<b>10.3%</b>
Kisii	205,267	697,445	<b>29.4%</b>	Marsabit	21,336	219,170	<b>9.7%</b>
Busia	133,741	465,190	<b>28.7%</b>	<b>Total</b>	<b>8,403,134</b>	<b>27,246,033</b>	<b>30.8%</b>

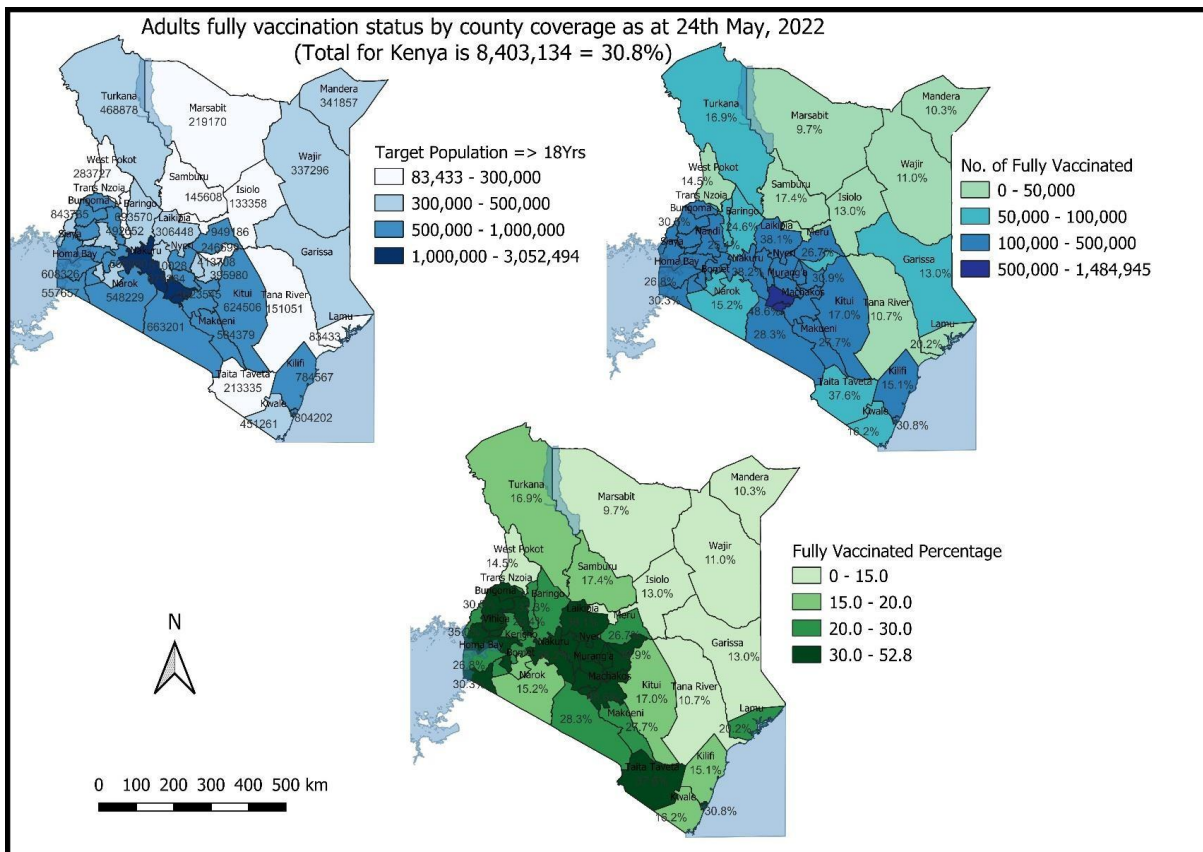


Figure 7: Adult full vaccination coverage by county

## 2.0 KEY ACTIONS

### 2.1 Coordination

- Response efforts continue to be coordinated through a whole government and multi-agency approach following Executive Order No. 2 of 2021 issued by His Excellency the President on 26<sup>th</sup> March 2021.
- The National Emergency Response Committee that was constituted following the executive order meets regularly to provide policy directions on response efforts towards the COVID-19 outbreak.
- The Public Health Emergency Operation Centre is fully activated and continues to coordinate response measures as well as provide daily situation reports informing planning.

### 2.2 Case Management and Infection Prevention & Control

- Currently, COVID-19 cases are being managed as inpatients and in home-based care
- Zero (0) COVID-19 case is currently admitted in the intensive care unit in ventilatory support, zero (0) on supplemental oxygen, and zero (0) under observation.

- The IPC measures being implemented include: handwashing/sanitization, use of face masks in public transport, and social distancing in social places

### **2.3 Surveillance, laboratory, and Point of Entries**

- The Diagnostic capacity in the Country has been scaled up. A total of ninety-six (96) public and private laboratories conduct PCR tests and 472 Rapid Diagnostic Tests (RDT). Genomic sequencing is done on sampled cases to identify new variants.
- Screening of cargo vessel crew at all points of entry to detect positive individuals.

### **3.0 KEY CHALLENGES**

- Irregular reporting of COVID-19 data from counties/sub-counties to the national level
- High staff turn-over of trained personnel
- Suboptimal use of data in counties and sub-counties shared by national level for follow-up and decision making
- Inadequate resources to facilitate critical response pillars limiting response capacity in detecting, investigating, and follow-up of cases.

### **4.0 RECOMMENDATIONS AND NEXT STEPS**

- Enhanced integrated disease surveillance at all levels
- Regular submission of daily COVID-19 data to the national level by counties
- Counties are encouraged to carry out investigations and institute control measures for areas with clustering of cases.
- Dissemination and utilization of data to make informed public health decisions at all levels
- Continuous capacity building of staff on surveillance

## **Emergency Operation Center:**

Telephone: 0729 471 414, 0732 353 535, 0800 721316(Toll Free)

COVID-19 Call center: \*719# (short message only), 719 (Audio)

COVID-19 Dashboard: [https://khro.health.go.ke/#/covid\\_19\\_tracker](https://khro.health.go.ke/#/covid_19_tracker)

Email: [manager.eockenya@gmail.com](mailto:manager.eockenya@gmail.com)