



MINISTRY OF HEALTH

DATA AS REPORTED BY 1700 HOURS 9 JUNE 2022

# COVID-19 OUTBREAK IN KENYA

## DAILY SITUATION REPORT – 814

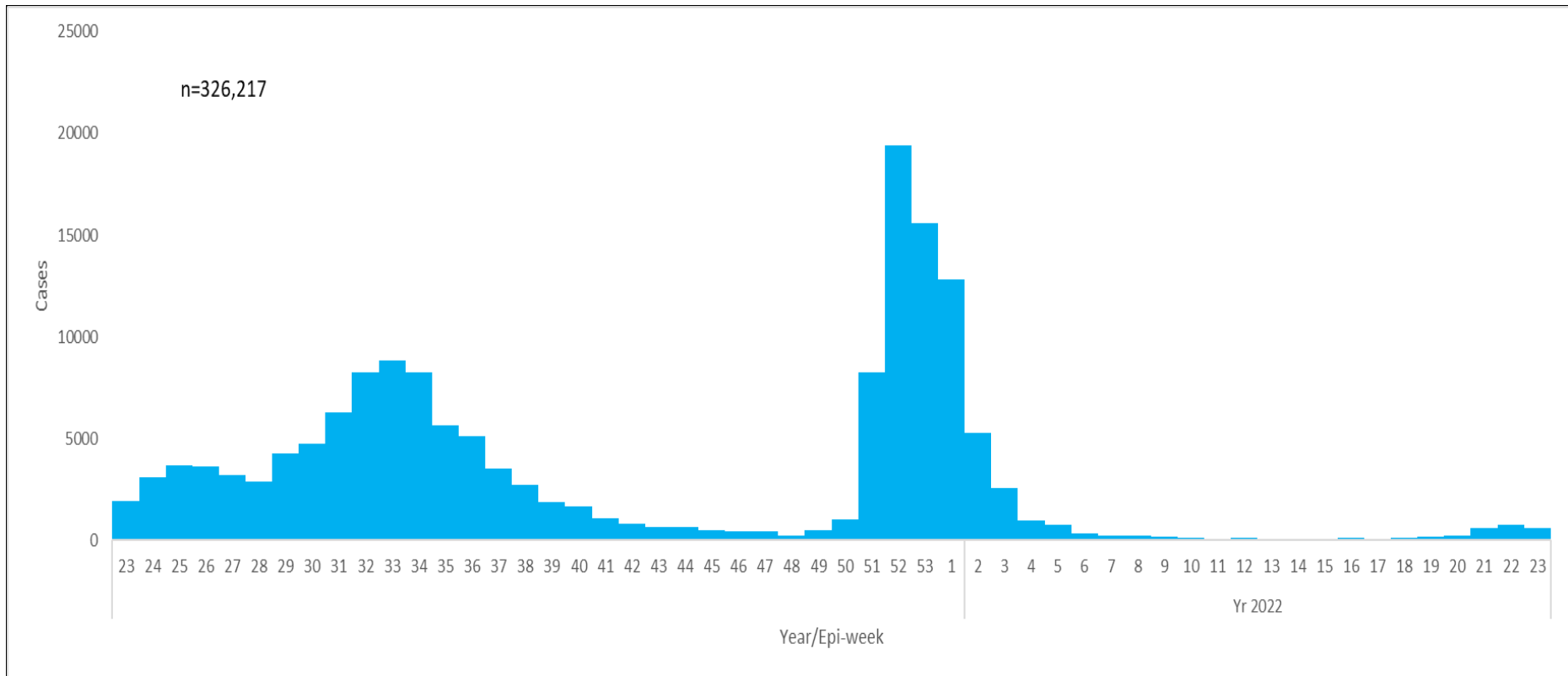
### 1. KEY HIGHLIGHTS

- Two hundred and two (202)** new confirmed COVID-19 cases were reported in the last 24 hours bringing the total number of confirmed cases in Kenya to **326,217 cases** as of **9 June 2022**. Counties reporting new cases are **Nairobi (141), Kiambu (32), Kilifi (6), Nakuru (5), Uasin Gishu (3), Siaya (3), Muranga (2), Kisii (2), Machakos (2) Mombasa (1), Embu (1), Kakamega (1), Kitui (1), Busia (1) and Taita Taveta (1)**.
- Zero (0) deaths have been reported over the last 24 hrs.** The total number of cumulative deaths reported since the beginning of the outbreak is **5651, case fatality rate (CFR) is 1.7%**
- All **47 counties** have cumulatively reported cases as follows: Nairobi (133,077), Kiambu (20341), Mombasa (17967), Nakuru (17123), Uasin Gishu (10582), Kisumu (7831), Machakos (7623), Kajiado (7603), Kilifi (7032), Busia (6542), Siaya (6462), Nyeri (5977), Kericho (5775), Kitui (4929), Murang'a (4466), Kakamega (4207), Meru (4088), Kisii (3727), Migori (3351), Laikipia (3221), Bungoma (3168), Makueni (3076), Nyandarua (2987), Turkana (2675), Garissa (2670), Embu (2642), Trans Nzoia (2368), Nandi (2360), Kirinyaga (2258), Homa Bay (2114), Nyamira (2081), Taita Taveta (2047), Baringo (1682), Bomet (1679), Narok (1371), Kwale (1353), Tharaka Nithi (1241), Vihiga (1097), Marsabit (997), West pokot (855), Isiolo (773), Lamu (772), Elgeyo Marakwet (532), Mandera (451), Tana River (409), Samburu (315), and Wajir (300).
- In epi-week **22, 2022, Nairobi city** and **Kitui** Counties had the highest attack rates of COVID-19 at **13.76** and **2.37** per **100,000** population respectively when compared to the national attack rate of **1.63/100,000** for the same epi-week.
- In the last 24 hours, **2,787 samples** were tested across various laboratories of which **two hundred and two (202)** samples turned positive for COVID-19, a positivity rate of **7.2%**. Cumulatively, **3,692,073 tests** have been conducted.
- In the last 24 hours, **91** COVID-19 patients (**Health Facility: 0, HBIC: 91**) recovered and were discharged bringing the total number of recoveries and discharges to **319,208**  
(Facility: **53,031,** HBIC: **266,117**).



### 1.1 Epidemiology

Since 13 March 2020 when the first case was confirmed in Kenya, a total of **326,217** confirmed cases and **5,651** deaths (**CFR 1.7%**) have been line-listed. **Figure 1 and 2** below shows trends of cases and deaths for the last one year.



**Figure 1: Trends of COVID-19 outbreak in Kenya in the last one year**

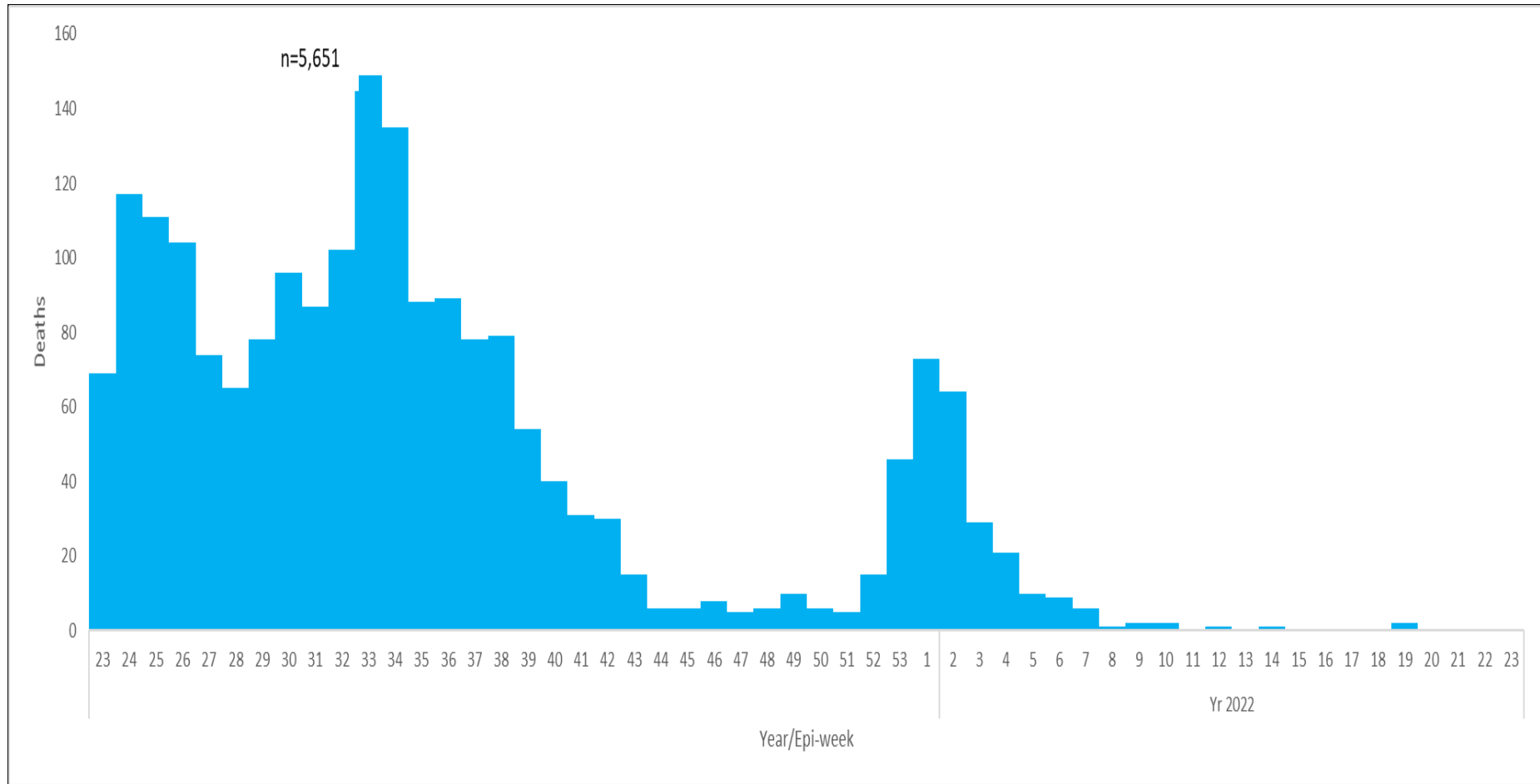


Figure 2: Trends of COVID-19 deaths in Kenya in the last one year

## 1.2 Laboratory testing

WHO recommends that one of the indicators that the pandemic is under control, is when < 5% of samples tested are positive for COVID-19 for the past 2 weeks, assuming that surveillance for suspected cases is comprehensive and the testing rate of suspect cases, is optimum at least 1/1000 population/week. The laboratory test rate currently stands at **77622.8** samples per 1,000,000 people. Figure 3 shows the weekly testing rate/1000 population/week for the last year.

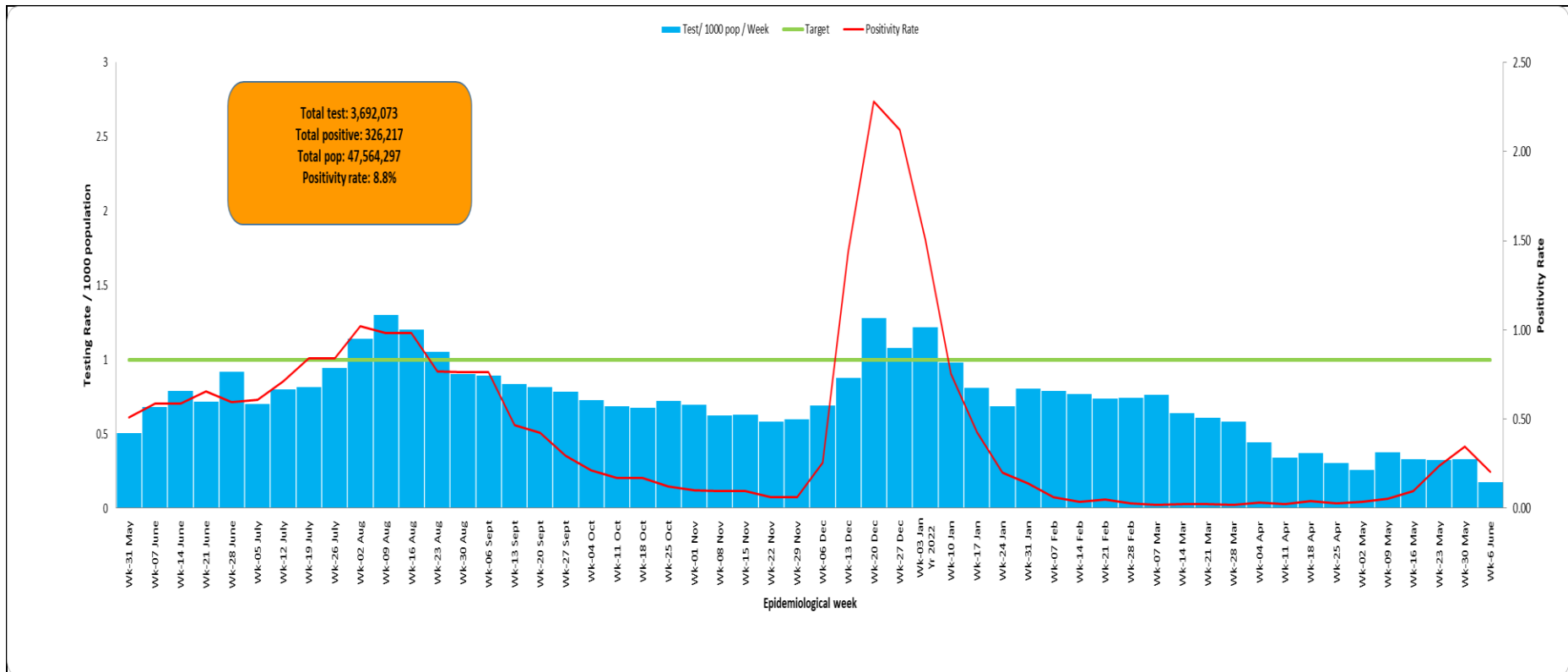


Figure 3: Laboratory Tests Conducted by Date Results were Shared

### 1.3 Age and Sex Distribution of COVID Confirmed Cases and Deaths

A total of **183,942 (56%)** of the cumulative cases are males and **142,275 (44%)** are females. Most cases, **84,239 (26%)** are in the age group of **30-39 years**. Of the **5651** cumulative deaths, **3,596 (64%)** are males and **2,055 (36%)** are females.

Figure 4 below shows the age and sex distribution of COVID-19 cases by the outcome.

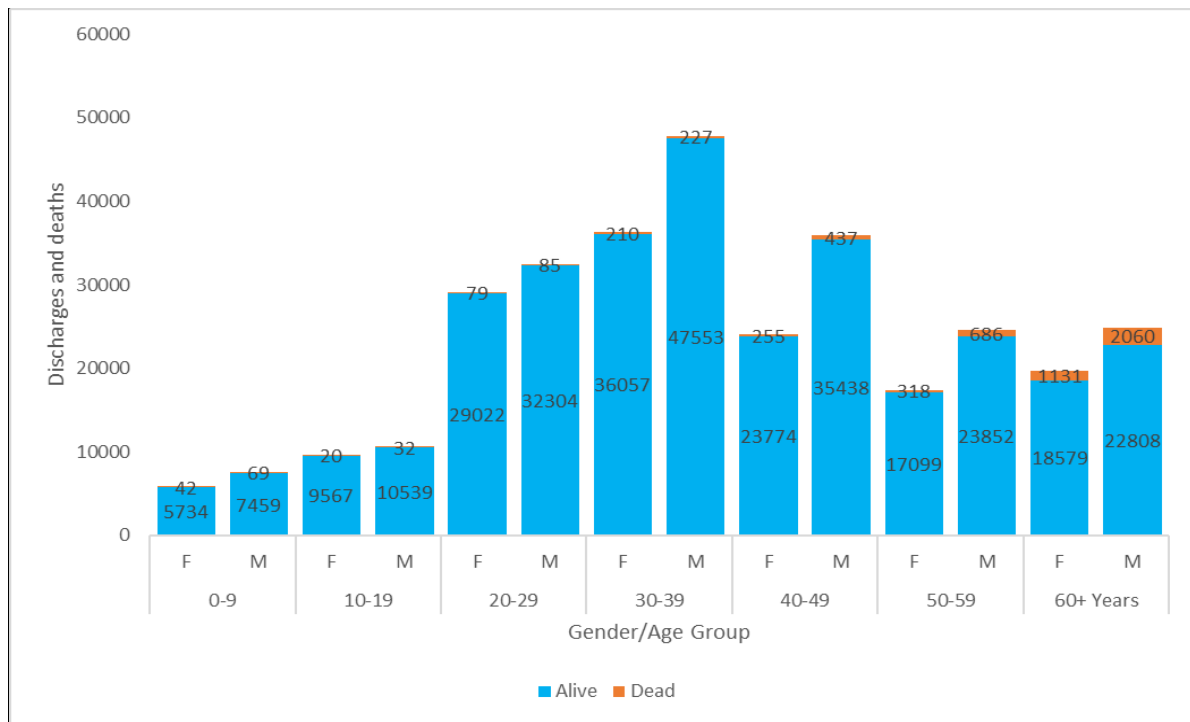


Figure 4: Age and Sex Distribution of COVID-19 Cases by the outcome in Kenya

### 1.4 Distribution of Confirmed COVID-19 Cases and Deaths by County of Diagnosis

Of the **326,217** cumulative cases, **133,077 (40.7%)** are from **Nairobi** County followed by **Kiambu** County with **20,341 (6.2%)**, while **Wajir** County recorded the lowest number of cases, **300 (0.09%)** as shown in Table 1.

Table 1: Distribution of confirmed COVID-19 Cases and deaths by County of Diagnosis

County	Population	Covid-19 Cases	Attack Rates	Deaths	CFR
Nairobi	4397073	133077	3026.49	1553	1.17
Kiambu	2417735	20341	841.32	549	2.70
Mombasa	1208333	17967	1486.92	337	1.88
Nakuru	2162202	17123	791.92	532	3.11
Uasin Gishu	1163186	10582	909.74	243	2.30
Kisumu	1155574	7831	677.67	85	1.09

County	Population	Covid-19 Cases	Attack Rates	Deaths	CFR
Machakos	1421932	7623	536.10	194	2.54
Kajiado	1117840	7603	680.15	77	1.01
Kilifi	1453787	7032	483.70	35	0.50
Busia	893681	6542	732.03	53	0.81
Siaya	993183	6462	650.64	120	1.86
Nyeri	759164	5977	787.31	172	2.88
Kericho	901777	5775	640.40	68	1.18
Kitui	1136187	4929	433.82	111	2.25
Murang'a	1056640	4466	422.66	230	5.15
Kakamega	1867579	4207	225.26	119	2.83
Meru	1545714	4088	264.47	113	2.76
Kisii	1266860	3727	294.19	112	3.01
Migori	1116436	3353	300.33	62	1.85
Laikipia	518560	3221	621.14	26	0.81
Bungoma	1670570	3185	190.65	5	0.16
Makueni	987653	3076	311.45	101	3.28
Nyandarua	638289	2987	467.97	67	2.24
Turkana	841353	2674	288.46	24	0.90
Garissa	926976	2671	317.46	97	3.63
Embu	608599	2642	434.11	62	2.35
Trans Nzoia	990341	2368	239.11	9	0.38
Nandi	885711	2360	266.45	34	1.44
Kirinyaga	610411	2258	369.91	76	3.37
Homa Bay	1131950	2114	186.76	96	4.54
Nyamira	605576	2081	343.64	18	0.86
Taita Taveta	340671	2047	600.87	42	2.05
Baringo	666763	1682	252.26	14	0.83
Bomet	875689	1679	191.73	29	1.73
Narok	1157873	1371	118.41	24	1.75
Kwale	866820	1353	156.09	11	0.81
Tharaka Nithi	393177	1241	315.63	8	0.64
Vihiga	590013	1097	185.93	30	2.73
Marsabit	459785	997	216.84	2	0.20
West Pokot	621241	855	137.63	1	0.12
Isiolo	268002	773	288.43	43	5.56
Lamu	143920	772	536.41	13	1.68
Elgeyo Marakwet	454480	532	117.06	10	1.88
Mandera	867457	452	52.11	36	7.96
Tana River	315943	409	129.45	1	0.24
Samburu	310327	315	101.51	1	0.32
Wajir	781263	300	38.40	6	2.00

### 1.5 Map of Kenya showing COVID-19 attack rate and by County per 100,000 population

In Epi -week 22, Nairobi City County recorded the highest attack rate of 13.76 followed by Kitui County at 2.37 per 100,000 population (Figure 5).

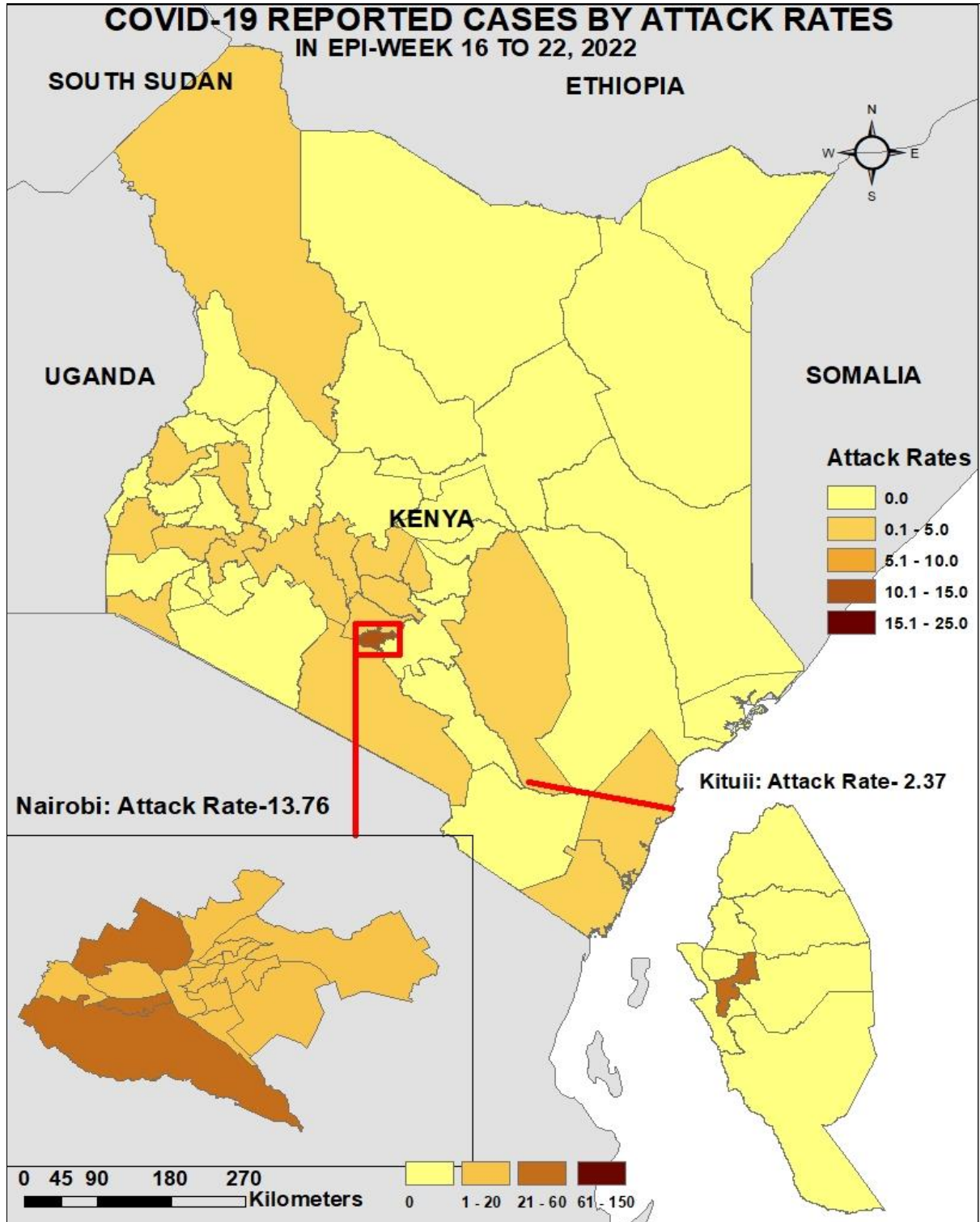


Figure 5: County Attack Rate per 100,000 Population



### 1.6 Map of Kenya showing COVID-19 caseload by County

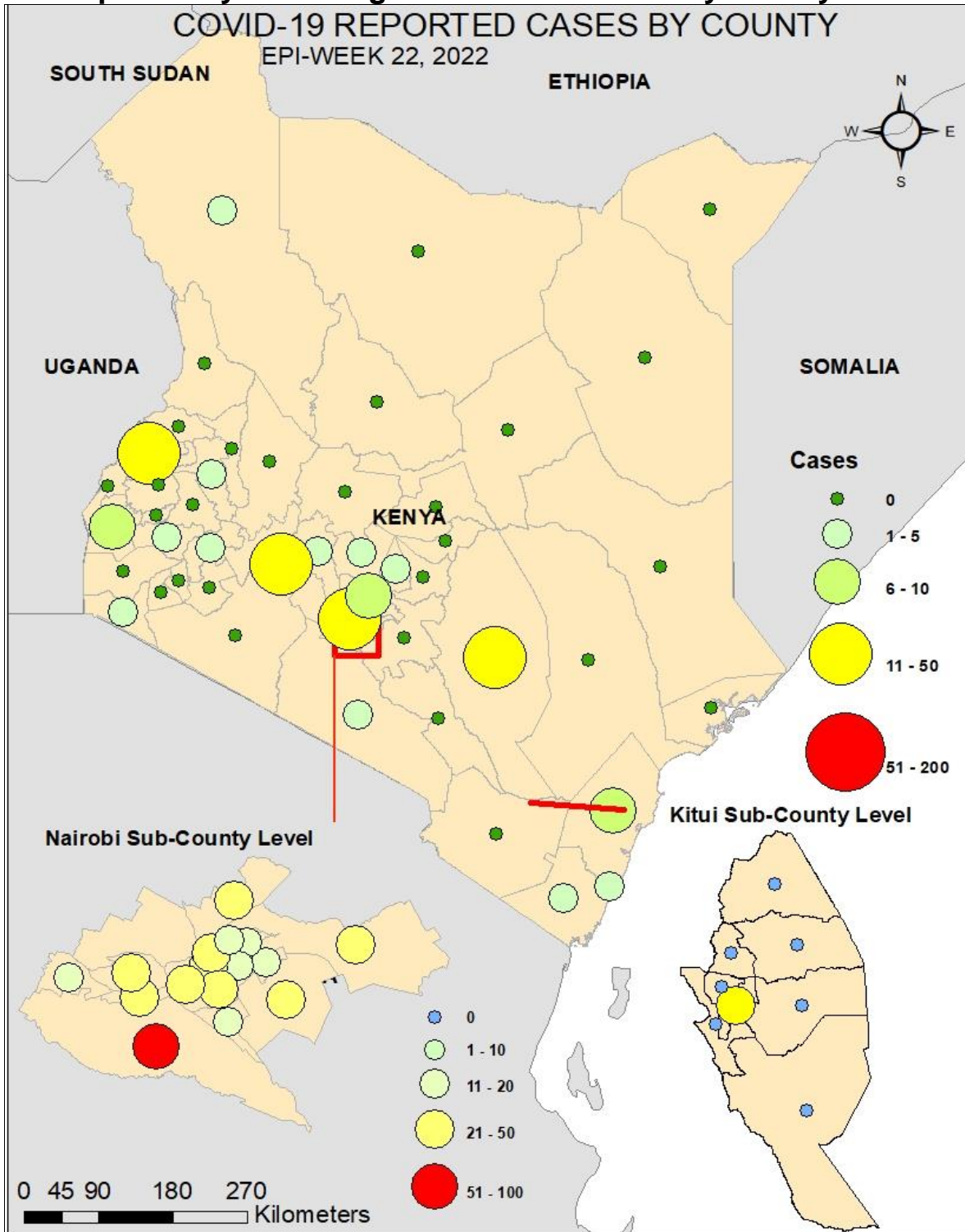


Figure 6 Case-loads by county



## 1.7 Kenya COVID-19 Vaccination Updates



**Partially vaccinated: >18yrs- 2,486,760**    **15 to <18 yrs- 813,668**    **<15yrs- 30,556**  
**Fully Vaccinated: >18yrs- 8,497,927**    **15 to <18 yrs- 304,823**    **<15yrs- 5,882**  
**Booster Doses: >18yrs – 366,250**

The Kenya Ministry of Health launched the National COVID-19 vaccinations on the 5<sup>th</sup> of March 2021. As of **8<sup>th</sup> June 2022**, a total of **2,486,760 persons** were vaccinated with the 1<sup>st</sup> dose, and **8,497,927 persons** were fully vaccinated.

*Table 2: Vaccine Doses Dispensed as of 8<sup>th</sup> June 2022*

Vaccine	Total doses Administered
Partially vaccinated adults	<b>2,486,760</b>
Fully vaccinated adults	<b>8,497,927</b>
Booster doses	<b>366,250</b>
Total doses (All Vaccines + Sputnik)	<b>18,364,600</b>
Partially Vaccinated 15- below 18 years	<b>813,668</b>
Fully Vaccinated 15- below 18 years	<b>304,823</b>
Partially Vaccinated below 15 years	<b>30,556</b>
Fully Vaccinated below 15 years	<b>5,882</b>
% of adults fully vaccinated	<b>31.2%</b>

The highest proportion of the population fully vaccinated is in Nyeri County at 52.9% and the least is Marsabit County at (9.8%) (Table 3).

**Table 3: Proportion of fully Vaccinated by County, 8<sup>th</sup> June 2022**

County	Number of adults fully vaccinated	Target Population above 18 years	% of fully vaccinated adults	County	Number of adults fully vaccinated	Target Population above 18 years	% of fully vaccinated adults
Nyeri	269,994	510,028	<b>52.9%</b>	Kajiado	190,975	663,201	<b>28.8%</b>
Nairobi	1,503,578	3,052,494	<b>49.3%</b>	Kericho	144,743	508,980	<b>28.4%</b>
Kakamega	397,147	982,838	<b>40.4%</b>	Makueni	163,859	584,379	<b>28.0%</b>
Nakuru	490,820	1,273,265	<b>38.5%</b>	Homa Bay	167,680	608,326	<b>27.6%</b>
Laikipia	117,999	306,448	<b>38.5%</b>	Meru	253,432	949,186	<b>26.7%</b>
Taita Taveta	80,669	213,335	<b>37.8%</b>	Nandi	125,261	492,652	<b>25.4%</b>
Kisumu	247,323	656,147	<b>37.7%</b>	Elgeyo Marakwet	60,038	243,690	<b>24.6%</b>
Kirinyaga	155,758	413,708	<b>37.6%</b>	Baringo	74,208	338,937	<b>21.9%</b>
Kiambu	581,740	1,623,545	<b>35.8%</b>	Lamu	17,012	83,433	<b>20.4%</b>
Siaya	191,436	536,031	<b>35.7%</b>	Samburu	25,576	145,608	<b>17.6%</b>
Vihiga	113,123	329,317	<b>34.4%</b>	Kitui	107,099	624,506	<b>17.1%</b>
Machakos	309,954	905,172	<b>34.2%</b>	Turkana	80,138	468,878	<b>17.1%</b>
Muranga	223,864	675,364	<b>33.1%</b>	Kwale	73,937	451,261	<b>16.4%</b>
Uasin Gishu	224,903	693,570	<b>32.4%</b>	Bomet	75,450	465,963	<b>16.2%</b>
Trans Nzoia	164,809	518,077	<b>31.8%</b>	Kilifi	119,474	784,567	<b>15.2%</b>
Mombasa	249,250	804,202	<b>31.0%</b>	Narok	83,305	548,229	<b>15.2%</b>
Embu	122,578	395,980	<b>31.0%</b>	West Pokot	41,221	283,727	<b>14.5%</b>
Tharaka Nithi	76,149	246,699	<b>30.9%</b>	Garissa	52,337	399,358	<b>13.1%</b>
Migori	171,053	557,657	<b>30.7%</b>	Isiolo	17,379	133,358	<b>13.0%</b>
Bungoma	258,727	843,735	<b>30.7%</b>	Wajir	37,066	337,296	<b>11.0%</b>
Nyamira	104,290	341,397	<b>30.5%</b>	Tana River	16,156	151,051	<b>10.7%</b>
Nyandarua	114,455	376,776	<b>30.4%</b>	Mandera	35,349	341,857	<b>10.3%</b>
Kisii	207,941	697,445	<b>29.8%</b>	Marsabit	21,523	219,170	<b>9.8%</b>
Busia	137,149	465,190	<b>29.5%</b>	<b>Total</b>	<b>8,497,927</b>	<b>27,246,033</b>	<b>31.2%</b>

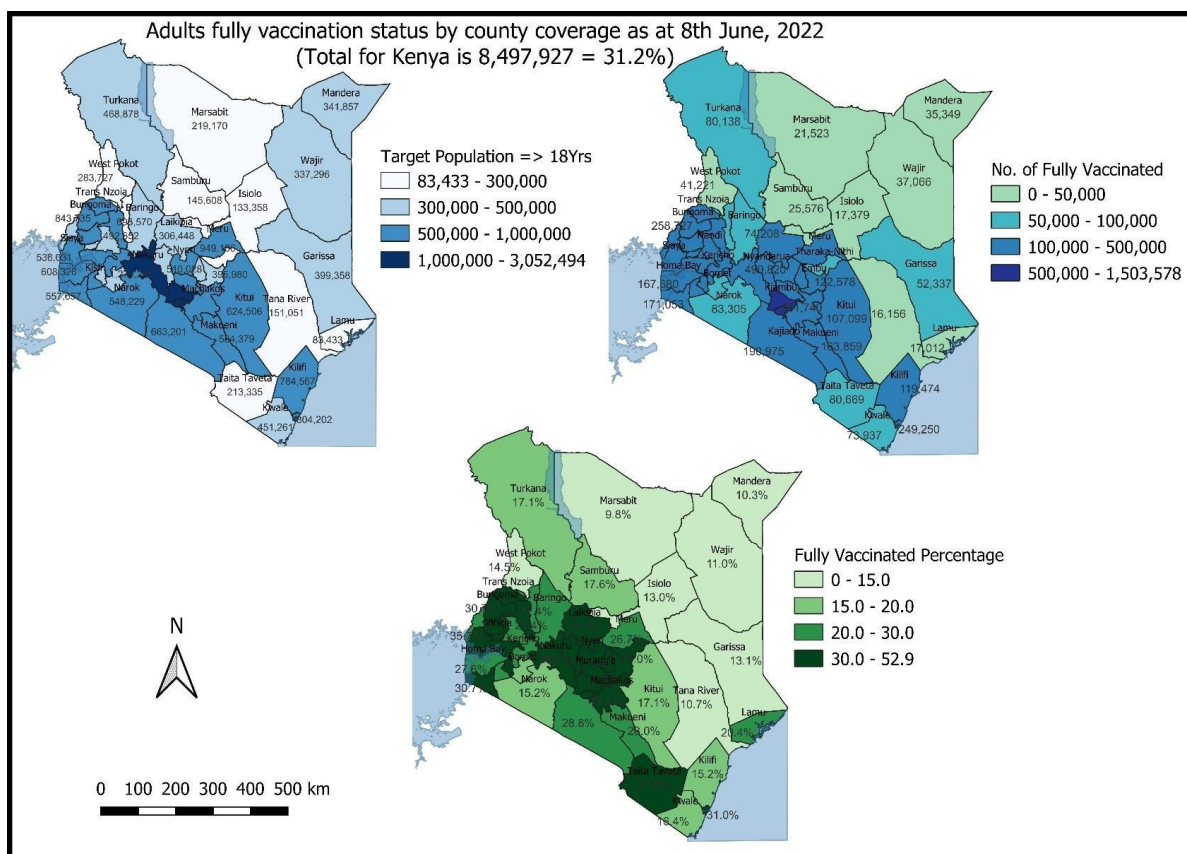


Figure 7: Adult full vaccination coverage by county

## 2.0 KEY ACTIONS

### 2.1 Coordination

- Response efforts continue to be coordinated through a whole government and multi-agency approach following Executive Order No. 2 of 2021 issued by His Excellency the President on 26<sup>th</sup> March 2021.
- The National Emergency Response Committee that was constituted following the executive order meets regularly to provide policy directions on response efforts towards the COVID-19 outbreak.
- The Public Health Emergency Operation Centre is fully activated and continues to coordinate response measures as well as provide daily situation reports informing planning.

### 2.2 Case Management and Infection Prevention & Control

- Currently, COVID-19 cases are being managed as inpatients and in home-based care
- Two (2) COVID-19 cases are currently admitted to the intensive care unit in ventilatory support, two (2) on supplemental oxygen, and zero (0) under observation.

- The IPC measures being implemented include: handwashing/sanitization, use of face masks in public transport, and social distancing in social places

### **2.3 Surveillance, laboratory, and Point of Entries**

- The Diagnostic capacity in the Country has been scaled up. A total of ninety-six (96) public and private laboratories conduct PCR tests and 472 Rapid Diagnostic Tests (RDT). Genomic sequencing is done on sampled cases to identify new variants.
- Screening of cargo vessel crew at all points of entry to detect positive individuals.

### **3.0 KEY CHALLENGES**

- Irregular reporting of COVID-19 data from counties/sub-counties to the national level
- High staff turn-over of trained personnel
- Suboptimal use of data in counties and sub-counties shared by national level for follow-up and decision making
- Inadequate resources to facilitate critical response pillars limiting response capacity in detecting, investigating, and follow-up of cases.

### **4.0 RECOMMENDATIONS AND NEXT STEPS**

- Enhanced integrated disease surveillance at all levels
- Regular submission of daily COVID-19 data to the national level by counties
- Counties are encouraged to carry out investigations and institute control measures for areas with clustering of cases.
- Dissemination and utilization of data to make informed public health decisions at all levels
- Continuous capacity building of staff on surveillance

## **Emergency Operation Center:**

Telephone: 0729 471 414, 0732 353 535, 0800 721316(Toll Free)

COVID-19 Call center: \*719# (short message only), 719 (Audio)

COVID-19 Dashboard: [https://khro.health.go.ke/#/covid\\_19\\_tracker](https://khro.health.go.ke/#/covid_19_tracker)

Email: [manager.eockenya@gmail.com](mailto:manager.eockenya@gmail.com)