



MINISTRY OF HEALTH

DATA AS REPORTED BY 1700 HOURS 03 JULY 2022

# COVID-19 OUTBREAK IN KENYA

## DAILY SITUATION REPORT – 838

### 1. KEY HIGHLIGHTS

- One hundred and ninety-four (194)** new confirmed COVID-19 cases were reported in the last 24 hours bringing the total number of confirmed cases in Kenya to **334,443 cases** as of **3<sup>rd</sup> July 2022**. Counties reporting new cases are **Nairobi (162), Uasin Gishu (9), Garissa (6), Kiambu (4), Laikipia (4), Siaya (2), Mombasa (2), Meru (1), West Pokot (1), Nakuru (1), Nyeri (1), and Bomet (1)**.
- One (1) late death has been reported over the last 24 hrs.** The total number of cumulative deaths reported since the beginning of the outbreak is **5656, case fatality rate (CFR) is 1.7%**
- All **47 counties** have cumulatively reported cases as follows: Nairobi (137,913), Kiambu (21,029), Mombasa (18,147), Nakuru (17,464), Uasin Gishu (10,739), Kisumu (7,908), Machakos (7,678), Kajiado (7,657), Kilifi (7,258), Siaya (6,821), Busia (6,575), Nyeri (6,128), Kericho (5,870), Kitui (5,169), Murang'a (4,627), Kakamega (4,236), Meru (4,109), Kisii (3,747), Migori (3,357), Laikipia (3,285), Bungoma (3,263), Makueni (3,092), Nyandarua (3,013), Garissa (2,734), Turkana (2,681), Embu (2,668), Trans Nzoia (2,400), Nandi (2,360), Kirinyaga (2,300), Homa Bay (2,124), Nyamira (2,111), Taita Taveta (2,050), Bomet (1,690), Baringo (1,685), Narok (1,384), Kwale (1,363), Tharaka Nithi (1,241), Vihiga (1,097), Marsabit (997), West Pokot (860), Lamu (779), Isiolo (773), Elgeyo Marakwet (532), Mandera (457), Tana River (448), Samburu (319), and Wajir (300).
- In epi-week **25, 2022, Nairobi City** and **Nyeri** Counties had the highest attack rates of COVID-19 at **36.95** and **10.01** per **100,000** population respectively when compared to the national attack rate of **6.00/100,000** for the same epi-week.
- In the last 24 hours, **2,319 samples** were tested across various laboratories of which **one hundred and ninety-four (194)** samples turned positive for COVID-19, a positivity rate of **8.4%**. Cumulatively, **3,765,620 tests** have been conducted.
- In the last 24 hours, **559** COVID-19 patients (**Health Facility: 34, HBIC: 525**) recovered and were discharged bringing the total number of recoveries and discharges to **325,385**  
(**Facility: 53,252, HBIC: 272,133**).



### 1.1 Epidemiology

Since 13<sup>th</sup> March 2020 when the first case was confirmed in Kenya, a total of **334,443** confirmed cases and **5,656** deaths (**CFR 1.7%**) have been line-listed. **Figure 1 and 2** below shows trends of cases and deaths for the last one year.

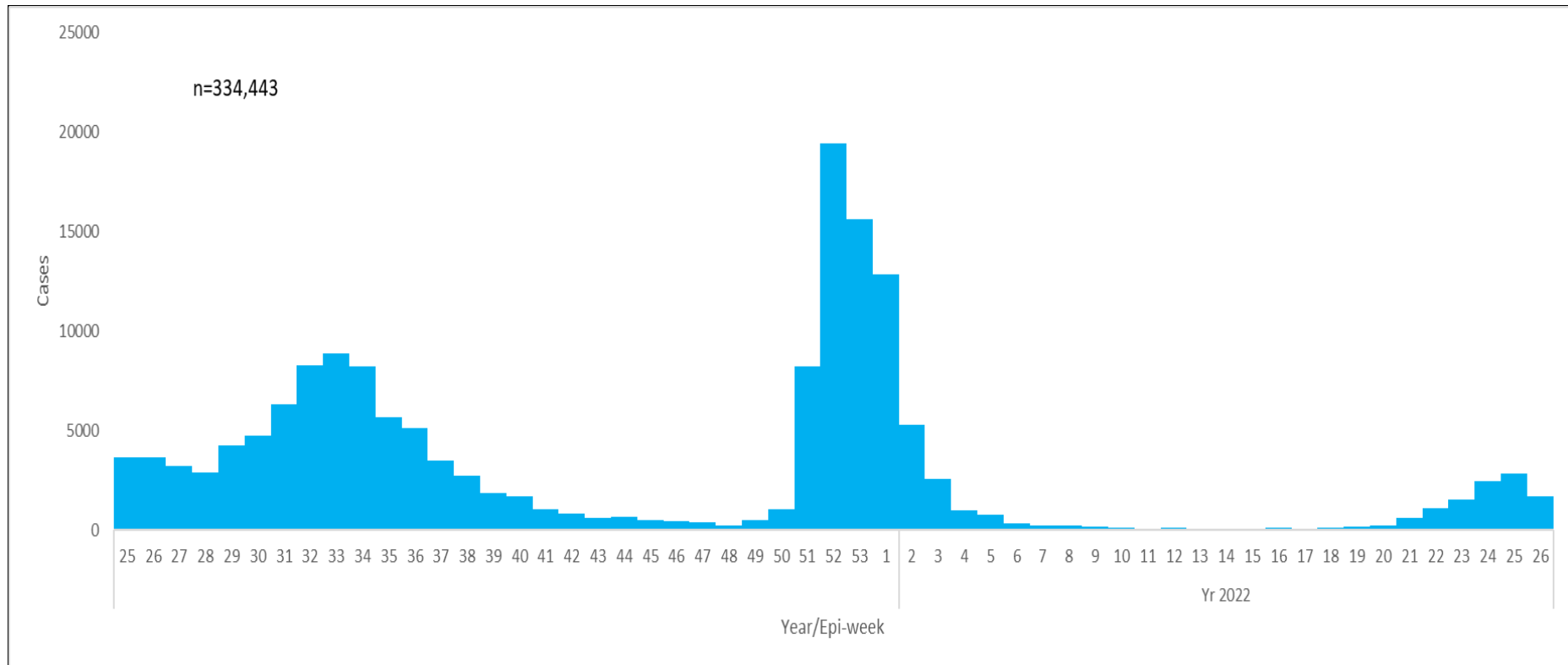


Figure 1: Trends of COVID-19 outbreak in Kenya in the last one year

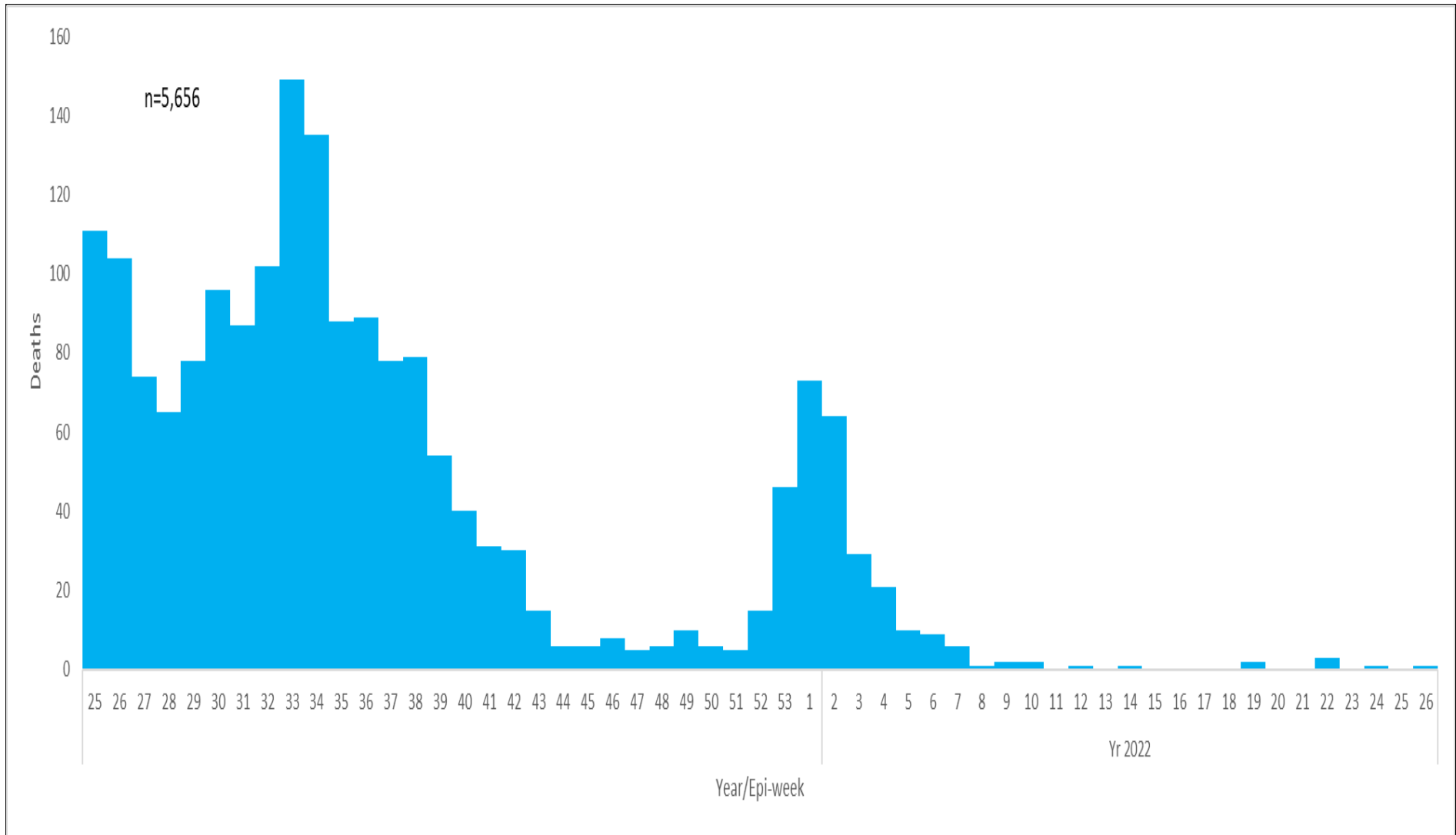


Figure 2: Trends of COVID-19 deaths in Kenya in the last one year

## 1.2 Laboratory testing

WHO recommends that one of the indicators that the pandemic is under control, is when < 5% of samples tested are positive for COVID-19 for the past 2 weeks, assuming that surveillance for suspected cases is comprehensive and the testing rate of suspect cases, is optimum at least 1/1000 population/week. The laboratory test rate currently stands at **79169.0** samples per 1,000,000 people. Figure 3 shows the weekly testing rate/1000 population/week for the last year.

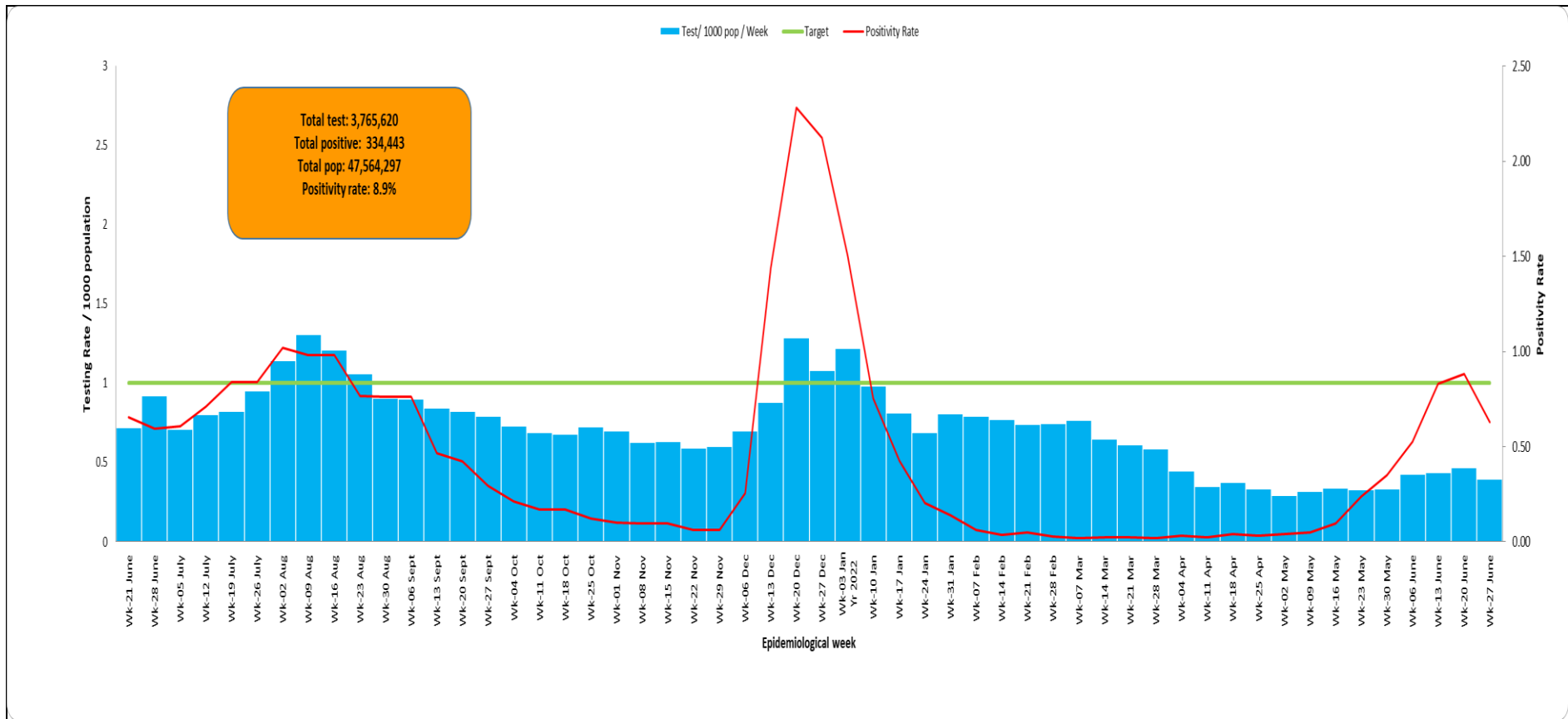


Figure 3: Laboratory Tests Conducted by Date Results were Shared

### 1.3 Age and Sex Distribution of COVID Confirmed Cases and Deaths

A total of **188,189 (56%)** of the cumulative cases are males and **146,254 (44%)** are females. Most cases, **86,281 (26%)** are in the age group of **30-39 years**. Of the **5656** cumulative deaths, **3,599 (64%)** are males and **2,057 (36%)** are females.

Figure 4 below shows the age and sex distribution of COVID-19 cases by the outcome.

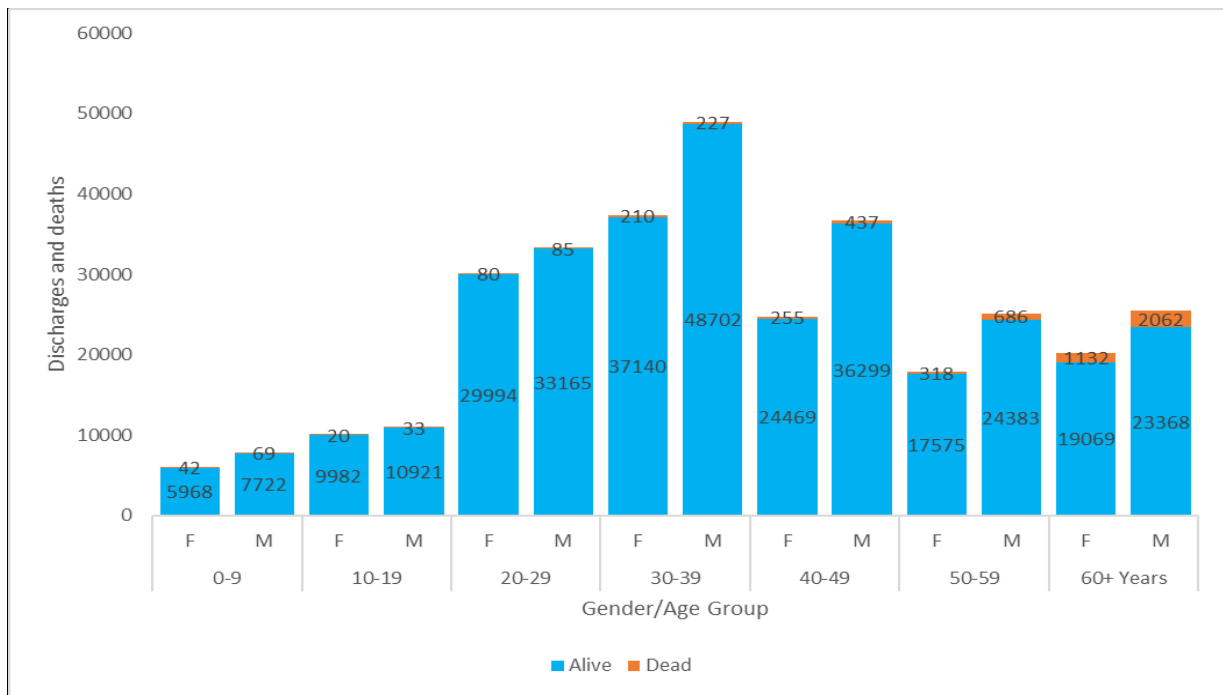


Figure 4: Age and Sex Distribution of COVID-19 Cases by the outcome in Kenya

### 1.4 Distribution of Confirmed COVID-19 Cases and Deaths by County of Diagnosis

Of the **334,443** cumulative cases, **137,913 (41%)** are from **Nairobi** County followed by **Kiambu** County with **21,029 (6.3%)**, while **Wajir** County recorded the lowest number of cases, **300 (0.09%)** as shown in Table 1.

Table 1: Distribution of confirmed COVID-19 Cases and deaths by County of Diagnosis

County	Population	Covid-19 Cases	Attack Rates	Deaths	CFR
Nairobi	4397073	137913	3136.47	1553	1.13
Kiambu	2417735	21029	869.78	549	2.62
Mombasa	1208333	18152	1502.23	337	1.86
Nakuru	2162202	17464	807.70	532	3.06
Uasin Gishu	1163186	10739	923.24	243	2.27
Kisumu	1155574	7908	684.34	85	1.08

County	Population	Covid-19 Cases	Attack Rates	Deaths	CFR
Machakos	1421932	7678	539.97	194	2.53
Kajiado	1117840	7657	684.98	77	1.01
Kilifi	1453787	7258	499.25	35	0.48
Siaya	993183	6821	686.78	120	1.78
Busia	893681	6575	735.72	53	0.81
Nyeri	759164	6128	807.20	173	2.83
Kericho	901777	5870	650.94	68	1.17
Kitui	1136187	5169	454.94	111	2.15
Murang'a	1056640	4627	437.90	230	4.99
Kakamega	1867579	4236	226.82	119	2.82
Meru	1545714	4109	265.83	113	2.75
Kisii	1266860	3747	295.77	112	2.99
Migori	1116436	3357	300.69	62	1.85
Laikipia	518560	3285	633.49	26	0.80
Bungoma	1670570	3263	195.32	5	0.15
Makueni	987653	3092	313.07	101	3.27
Nyandarua	638289	3013	472.04	67	2.23
Garissa	841353	2734	324.95	97	3.56
Turkana	926976	2681	289.22	24	0.90
Embu	608599	2668	438.38	62	2.33
Trans Nzoia	990341	2400	242.34	9	0.38
Nandi	885711	2360	266.45	34	1.44
Kirinyaga	610411	2300	376.80	76	3.33
Homa Bay	1131950	2124	187.64	96	4.53
Nyamira	605576	2111	348.59	18	0.86
Taita Taveta	340671	2050	601.75	42	2.05
Baringo	666763	1690	192.99	14	0.83
Bomet	875689	1685	252.71	29	1.72
Narok	1157873	1384	119.53	24	1.74
Kwale	866820	1363	157.24	11	0.81
Tharaka Nithi	393177	1241	315.63	8	0.64
Vihiga	590013	1097	185.93	30	2.73
Marsabit	459785	997	216.84	2	0.20
West Pokot	621241	860	138.43	1	0.12
Lamu	143920	779	541.27	13	1.67
Isiolo	268002	773	288.43	43	5.56
Elgeyo Marakwet	454480	532	117.06	10	1.88
Mandera	867457	457	52.68	36	7.89
Tana River	315943	448	141.80	1	0.22
Samburu	310327	319	102.79	1	0.31
Wajir	781263	300	38.40	6	2.00

### 1.5 Map of Kenya showing COVID-19 attack rate and by County per 100,000 population

In Epi -week 25, Nairobi City County recorded the highest attack rate of 36.95 followed by Nyeri County at 10.01 per 100,000 population (Figure 5).

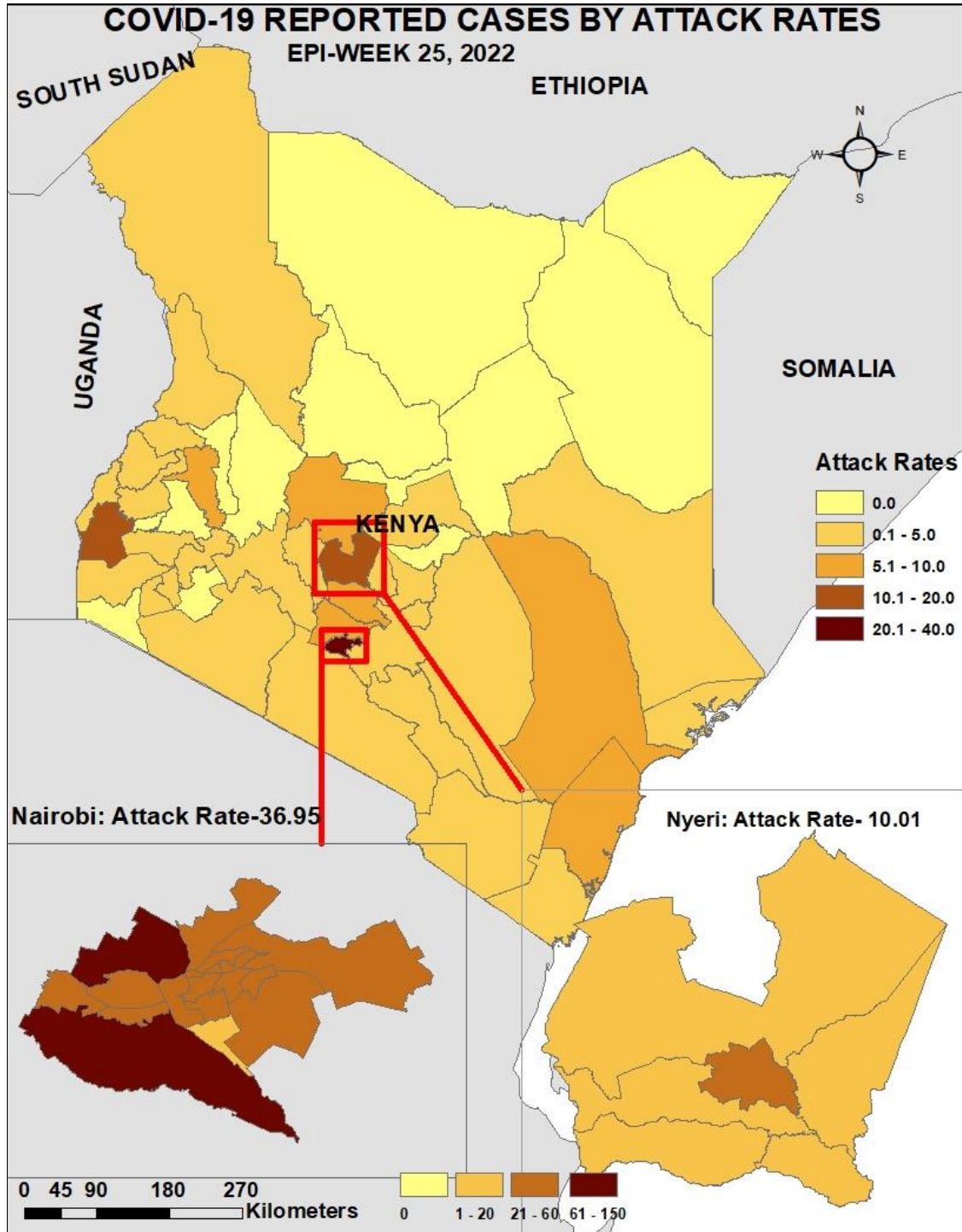


Figure 5: County Attack Rate per 100,000 Population

### 1.6 Map of Kenya showing COVID-19 caseload by County

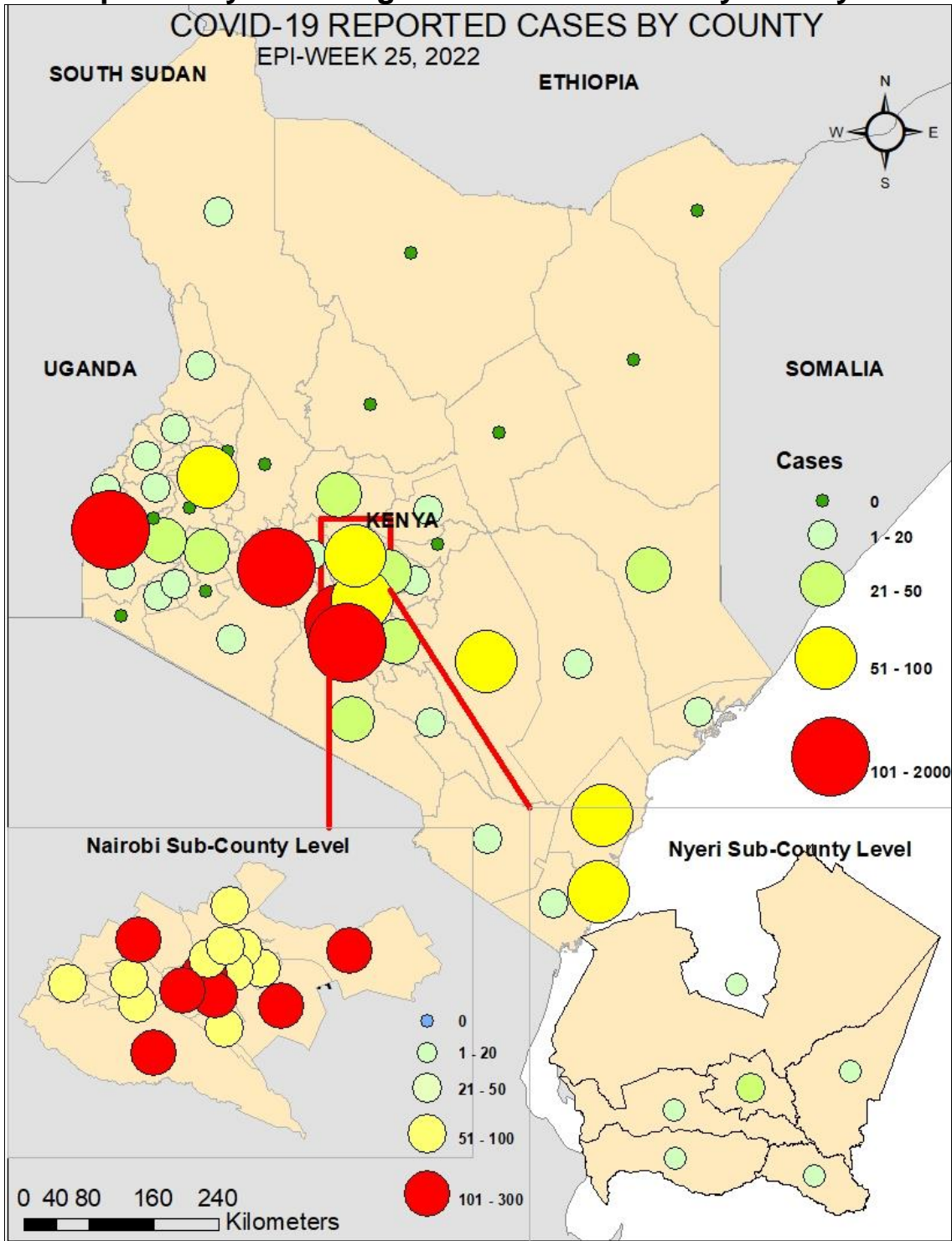


Figure 6 Case-loads by county



## 1.7 Kenya COVID-19 Vaccination Updates



**Partially vaccinated: >18yrs- 2,443,394    15 to <18 yrs- 821,261    <15yrs- 36,373**  
**Fully Vaccinated:    >18yrs- 8,688,422    15 to <18 yrs- 363,836    <15yrs- 6,837**  
**Booster Doses:        >18yrs – 486,012**

The Kenya Ministry of Health launched the National COVID-19 vaccinations on the 5<sup>th</sup> of March 2021. As of **2<sup>nd</sup> July 2022**, a total of **2,443,394 persons** were vaccinated with the 1<sup>st</sup> dose, and **8,688,422 persons** were fully vaccinated.

*Table 2: Vaccine Doses Dispensed as of 2<sup>nd</sup> July 2022*

Vaccine	Total doses Administered
Partially vaccinated adults	2,443,394
Fully vaccinated adults	8,688,422
Booster doses	486,012
Total doses (All Vaccines + Sputnik)	18,864,418
Partially Vaccinated 15- below 18 years	821,261
Fully Vaccinated 15- below 18 years	363,836
Partially Vaccinated below 15 years	36,373
Fully Vaccinated below 15 years	6,837
% of adults fully vaccinated	31.9%

The highest proportion of the population fully vaccinated is in Nyeri County at 53.2% and the least is Marsabit County at 10% (Table 3).

**Table 3: Proportion of fully Vaccinated by County, 2<sup>nd</sup> July 2022**

County	Number of adults fully vaccinated	Target Population above 18 years	% of fully vaccinated adults	County	Number of adults fully vaccinated	Target Population above 18 years	% of fully vaccinated adults
Nyeri	271,309	510,028	<b>53.2%</b>	Kajiado	198,717	663,201	<b>30.0%</b>
Nairobi	1,547,136	3,052,494	<b>50.7%</b>	Homa Bay	180,040	608,326	<b>29.6%</b>
Kakamega	409,554	982,838	<b>41.7%</b>	Makueni	167,709	584,379	<b>28.7%</b>
Kisumu	259,291	656,147	<b>39.5%</b>	Kericho	145,642	508,980	<b>28.6%</b>
Nakuru	501,745	1,273,265	<b>39.4%</b>	Meru	253,970	949,186	<b>26.8%</b>
Laikipia	119,844	306,448	<b>39.1%</b>	Nandi	125,906	492,652	<b>25.6%</b>
Taita Taveta	81,573	213,335	<b>38.2%</b>	Elgeyo Marakwet	60,163	243,690	<b>24.7%</b>
Kirinyaga	156,504	413,708	<b>37.8%</b>	Baringo	74,645	338,937	<b>22.0%</b>
Siaya	196,534	536,031	<b>36.7%</b>	Lamu	17,120	83,433	<b>20.5%</b>
Kiambu	587,679	1,623,545	<b>36.2%</b>	Turkana	82,557	468,878	<b>17.6%</b>
Machakos	316,921	905,172	<b>35.0%</b>	Samburu	25,629	145,608	<b>17.6%</b>
Vihiga	113,486	329,317	<b>34.5%</b>	Kitui	109,625	624,506	<b>17.6%</b>
Muranga	232,551	675,364	<b>34.4%</b>	Kwale	75,462	451,261	<b>16.7%</b>
Trans Nzoia	169,834	518,077	<b>32.8%</b>	Bomet	76,046	465,963	<b>16.3%</b>
Uasin Gishu	226,960	693,570	<b>32.7%</b>	Killifi	122,342	784,567	<b>15.6%</b>
Nyamira	110,858	341,397	<b>32.5%</b>	Narok	83,566	548,229	<b>15.2%</b>
Migori	180,179	557,657	<b>32.3%</b>	West Pokot	41,418	283,727	<b>14.6%</b>
Mombasa	252,467	804,202	<b>31.4%</b>	Garissa	53,460	399,358	<b>13.4%</b>
Embu	123,007	395,980	<b>31.1%</b>	Isiolo	17,478	133,358	<b>13.1%</b>
Tharaka Nithi	76,396	246,699	<b>31.0%</b>	Wajir	37,099	337,296	<b>11.0%</b>
Bungoma	260,930	843,735	<b>30.9%</b>	Tana River	16,470	151,051	<b>10.9%</b>
Busia	143,053	465,190	<b>30.8%</b>	Mandera	35,455	341,857	<b>10.4%</b>
Kisii	213,186	697,445	<b>30.6%</b>	Marsabit	22,008	219,170	<b>10.0%</b>
Nyandarua	114,898	376,776	<b>30.5%</b>	<b>Total</b>	<b>8,688,422</b>	<b>27,246,033</b>	<b>31.9%</b>

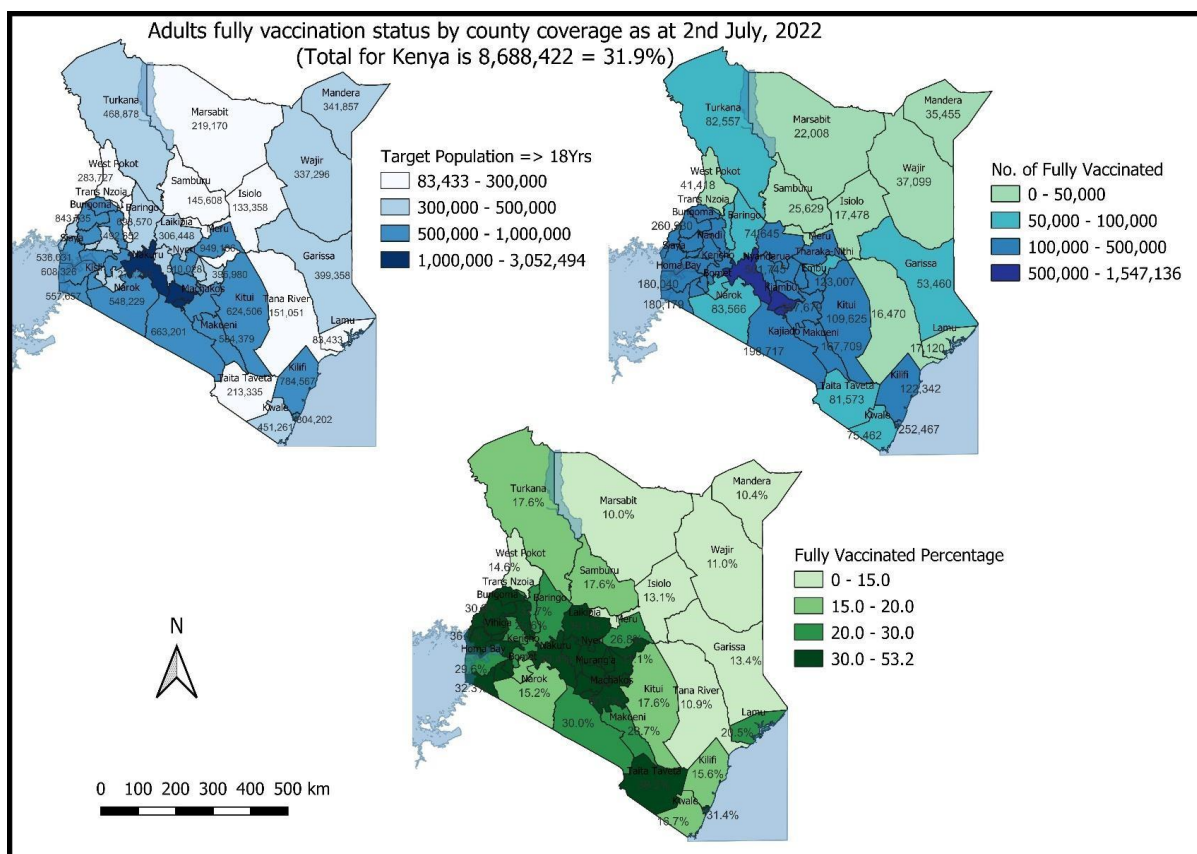


Figure 7: Adult full vaccination coverage by county

## 2.0 KEY ACTIONS

### 2.1 Coordination

- Response efforts continue to be coordinated through a whole government and multi-agency approach following Executive Order No. 2 of 2021 issued by His Excellency the President on 26<sup>th</sup> March 2021.
- The National Emergency Response Committee that was constituted following the executive order meets regularly to provide policy directions on response efforts towards the COVID-19 outbreak.
- The Public Health Emergency Operation Centre is fully activated and continues to coordinate response measures as well as provide daily situation reports informing planning.

### 2.2 Case Management and Infection Prevention & Control

- Currently, COVID-19 cases are being managed as inpatients and in home-based care
- Four (4) COVID-19 cases are currently admitted to the intensive care unit: four (4) on ventilatory support, zero (0) on supplemental oxygen, and zero (0) under observation.

- The IPC measures being implemented include: handwashing/sanitization, use of face masks in public transport, and social distancing in social places

### **2.3 Surveillance, laboratory, and Point of Entries**

- The Diagnostic capacity in the Country has been scaled up. A total of ninety-six (96) public and private laboratories conduct PCR tests and 472 Rapid Diagnostic Tests (RDT). Genomic sequencing is done on sampled cases to identify new variants.
- Screening of cargo vessel crew at all points of entry to detect positive individuals.

### **3.0 KEY CHALLENGES**

- Irregular reporting of COVID-19 data from counties/sub-counties to the national level
- High staff turn-over of trained personnel
- Suboptimal use of data in counties and sub-counties shared by national level for follow-up and decision making
- Inadequate resources to facilitate critical response pillars limiting response capacity in detecting, investigating, and follow-up of cases.

### **4.0 RECOMMENDATIONS AND NEXT STEPS**

- Enhanced integrated disease surveillance at all levels
- Regular submission of daily COVID-19 data to the national level by counties
- Counties are encouraged to carry out investigations and institute control measures for areas with clustering of cases.
- Dissemination and utilization of data to make informed public health decisions at all levels
- Continuous capacity building of staff on surveillance

## **Emergency Operation Center:**

Telephone: 0729 471 414, 0732 353 535, 0800 721316(Toll Free)

COVID-19 Call center: \*719# (short message only), 719 (Audio)

COVID-19 Dashboard: [https://khro.health.go.ke/#/covid\\_19\\_tracker](https://khro.health.go.ke/#/covid_19_tracker)

Email: [manager.eockenya@gmail.com](mailto:manager.eockenya@gmail.com)