



MINISTRY OF HEALTH

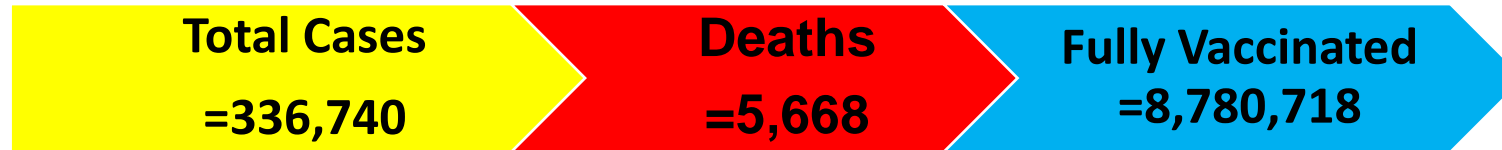
DATA AS REPORTED BY 1700 HOURS 17 JULY 2022

# COVID-19 OUTBREAK IN KENYA

## DAILY SITUATION REPORT – 852

### 1. KEY HIGHLIGHTS

- Fifty (50)** new confirmed COVID-19 cases were reported in the last 24 hours bringing the total number of confirmed cases in Kenya to **336,740 cases** as of **17<sup>th</sup> July 2022**. Counties reporting new cases are **Nairobi (32), Kericho (5), Garissa (3), Makueni (3), Uasin Gishu (3), Mombasa (2), Embu (1), and Kiambu (1)**.
- Zero (0) deaths have been reported over the last 24 hours**. The total number of cumulative deaths reported since the beginning of the outbreak is **5668, case fatality rate (CFR) is 1.7%**
- All **47 counties** have cumulatively reported cases as follows: Nairobi (139,006), Kiambu (21,165), Mombasa (18,198), Nakuru (17,542), Uasin Gishu (10,723), Kisumu (7,933), Machakos (7,699), Kajiado (7,670), Kilifi (7,338), Siaya (7,021), Busia (6,615), Nyeri (6,160), Kericho (5,936), Kitui (5,212), Murang'a (4,643), Kakamega (4,250), Meru (4,121), Kisii (3,750), Migori (3,362), Laikipia (3,301), Bungoma (3,381), Makueni (3,101), Nyandarua (3,032), Garissa (2,750), Turkana (2,681), Embu (2,683), Trans Nzoia (2,422), Nandi (2,360), Kirinyaga (2,314), Homa Bay (2,142), Nyamira (2,116), Taita Taveta (2,055), Bomet (1,692), Baringo (1,692), Narok (1,389), Kwale (1,366), Tharaka Nithi (1,241), Vihiga (1,097), Marsabit (997), West Pokot (891), Lamu (779), Isiolo (773), Elgeyo Marakwet (532), Mandera (461), Tana River (460), Samburu (319), and Wajir (300).
- In epi-week **27, 2022, Nairobi City** and **Siaya** Counties had the highest attack rates of COVID-19 at **12.46** and **11.08** per **100,000** population respectively when compared to the national attack rate of **3.77/100,000** for the same epi-week.
- In the last 24 hours, **1,160 samples** were tested across various laboratories of which **fifty (50)** samples turned positive for COVID-19, a positivity rate of **4.3%**. Cumulatively, **3,796,220 tests** have been conducted.
- In the last 24 hours, **249** COVID-19 patients (**Health Facility: 37, HBIC: 212**) recovered and were discharged bringing the total number of recoveries and discharges to **329,673**  
(**Facility: 53,433, HBIC: 276,240**).



### 1.1 Epidemiology

Since 13<sup>th</sup> March 2020 when the first case was confirmed in Kenya, a total of **336,740** confirmed cases and **5,668** deaths (**CFR 1.7%**) have been line-listed. **Figure 1 and 2** below shows trends of cases and deaths for the last one year.

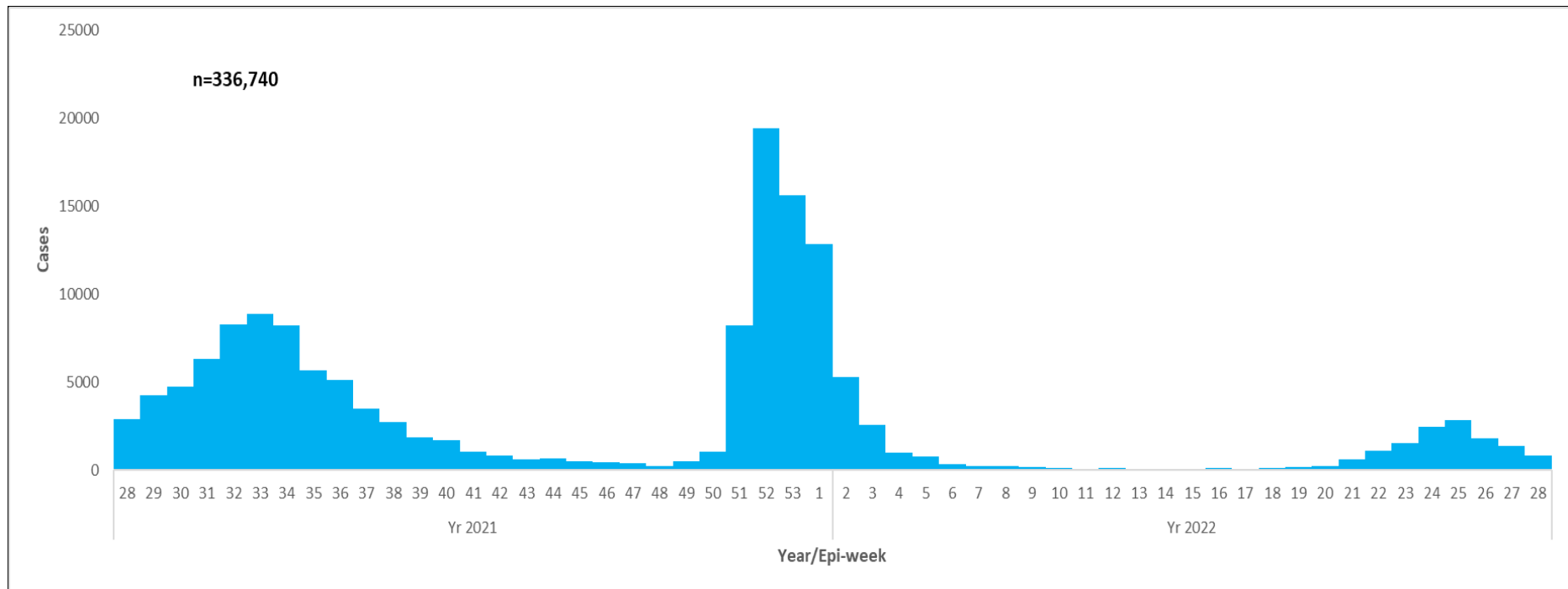


Figure 1: Trends of COVID-19 outbreak in Kenya in the last one year

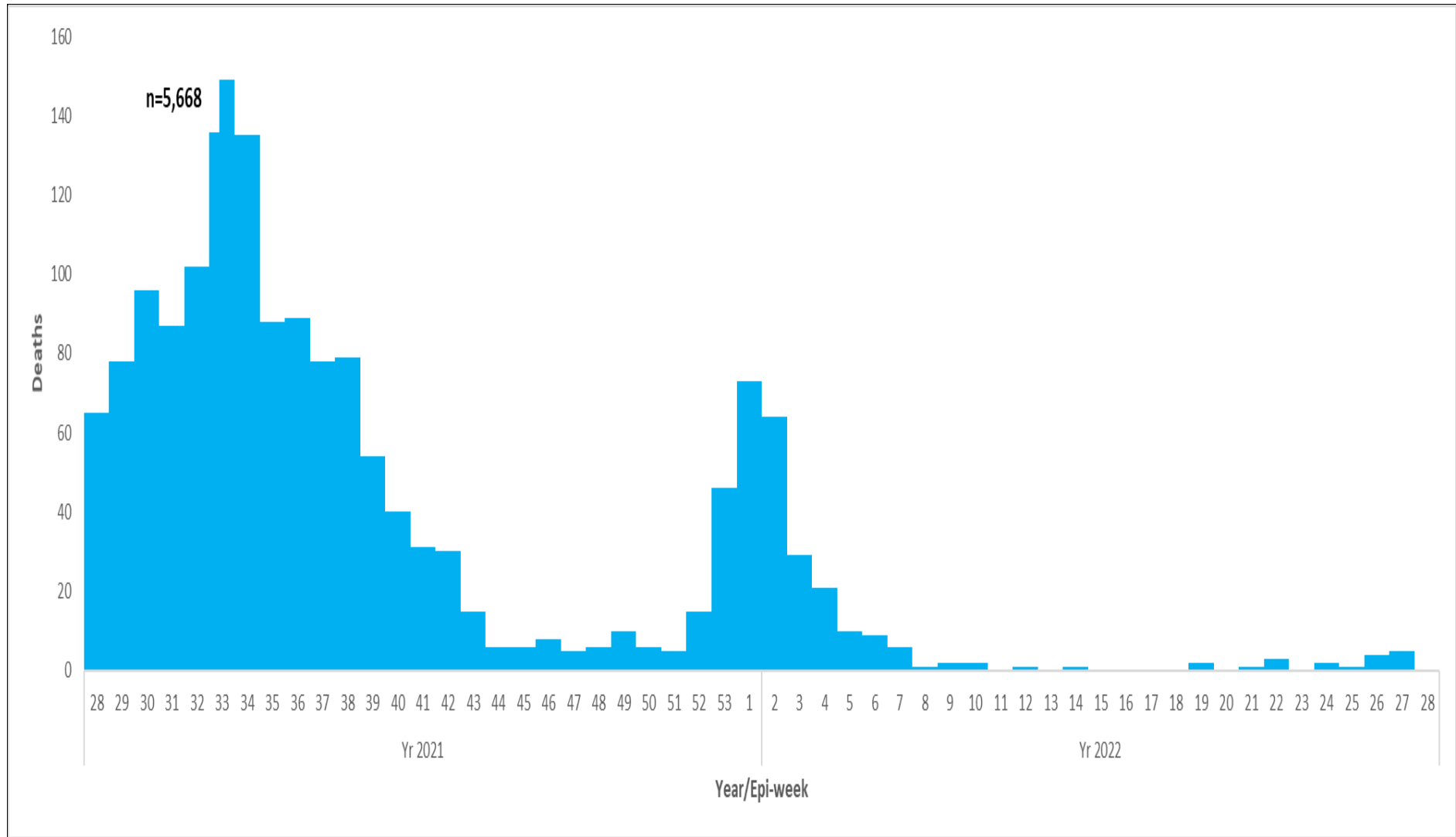


Figure 2: Trends of COVID-19 deaths in Kenya in the last one year

## 1.2 Laboratory testing

WHO recommends that one of the indicators that the pandemic is under control, is when < 5% of samples tested are positive for COVID-19 for the past 2 weeks, assuming that surveillance for suspected cases is comprehensive and the testing rate of suspect cases, is optimum at least 1/1000 population/week. The laboratory test rate currently stands at **79812.4** samples per 1,000,000 people. Figure 3 shows the weekly testing rate/1000 population/week for the last year.

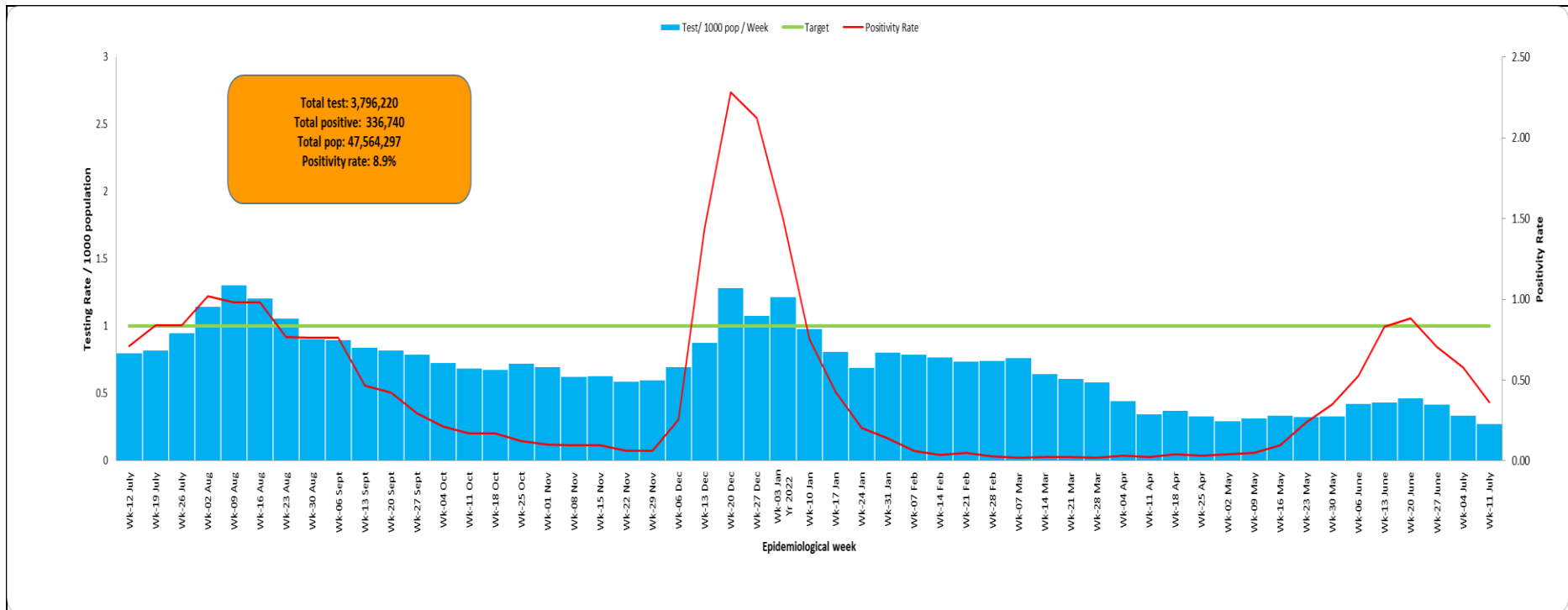


Figure 3: Laboratory Tests Conducted by Date Results were Shared

### 1.3 Age and Sex Distribution of COVID Confirmed Cases and Deaths

A total of **189,443 (56%)** of the cumulative cases are males and **147,297 (44%)** are females. Most cases, **86,831 (26%)** are in the age group of **30-39 years**. Of the **5668** cumulative deaths, **3,607 (64%)** are males and **2,061 (36%)** are females.

Figure 4 below shows the age and sex distribution of COVID-19 cases by the outcome.

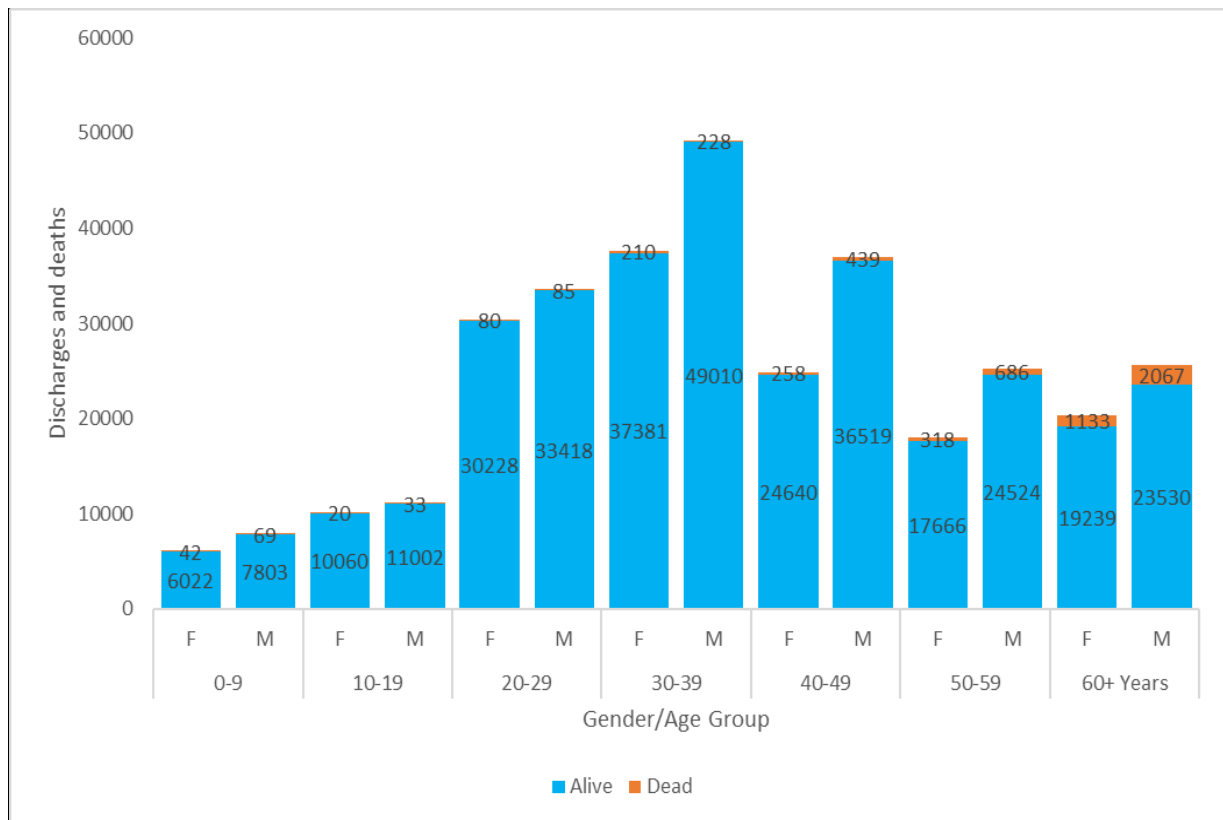


Figure 4: Age and Sex Distribution of COVID-19 Cases by the outcome in Kenya

### 1.4 Distribution of Confirmed COVID-19 Cases and Deaths by County of Diagnosis

Of the **336,740** cumulative cases, **139,006 (41.3%)** are from **Nairobi** County followed by **Kiambu** County with **21,165 (6.3%)**, while **Wajir** County recorded the lowest number of cases, **300 (0.09%)** as shown in Table 1.

Table 1: Distribution of confirmed COVID-19 Cases and deaths by County of Diagnosis

County	Population	Covid-19 Cases	Attack Rates	Deaths	CFR
Nairobi	4397073	139006	3161.33	1553	1.12
Kiambu	2417735	21165	875.41	549	2.59
Mombasa	1208333	18198	1506.04	337	1.85

County	Population	Covid-19 Cases	Attack Rates	Deaths	CFR
Nakuru	2162202	17542	811.30	532	3.03
Uasin Gishu	1163186	10794	927.97	243	2.25
Kisumu	1155574	7933	686.50	85	1.07
Machakos	1421932	7699	541.45	194	2.52
Kajiado	1117840	7670	686.14	77	1.00
Kilifi	1453787	7336	504.61	35	0.48
Siaya	993183	7021	706.92	120	1.71
Busia	893681	6615	740.20	53	0.80
Nyeri	759164	6160	811.42	173	2.81
Kericho	901777	5936	658.26	68	1.15
Kitui	1136187	5212	458.73	111	2.13
Murang'a	1056640	4643	439.41	230	4.95
Kakamega	1867579	4250	227.57	119	2.80
Meru	1545714	4121	266.61	113	2.74
Kisii	1266860	3750	296.01	112	2.99
Migori	1116436	3381	302.84	62	1.83
Laikipia	518560	3362	648.33	26	0.77
Bungoma	1670570	3301	197.60	5	0.15
Makueni	987653	3101	313.98	101	3.26
Nyandarua	638289	3032	475.02	67	2.21
Garissa	841353	2750	326.85	97	3.53
Turkana	926976	2683	289.44	24	0.89
Embu	608599	2681	440.52	62	2.31
Trans Nzoia	990341	2422	244.56	9	0.37
Nandi	885711	2360	266.45	34	1.44
Kirinyaga	610411	2314	379.09	76	3.28
Homa Bay	1131950	2142	189.23	96	4.48
Nyamira	605576	2116	349.42	18	0.85
Taita Taveta	340671	2055	603.22	42	2.04
Baringo	666763	1692	193.22	14	0.83
Bomet	875689	1692	253.76	29	1.71
Narok	1157873	1389	119.96	24	1.73
Kwale	866820	1366	157.59	11	0.81
Tharaka Nithi	393177	1241	315.63	8	0.64
Vihiga	590013	1097	185.93	30	2.73
Marsabit	459785	997	216.84	2	0.20
West Pokot	621241	891	143.42	1	0.11
Lamu	143920	779	541.27	13	1.67
Isiolo	268002	773	288.43	43	5.56
Elgeyo Marakwet	454480	532	117.06	10	1.88
Mandera	867457	461	53.14	36	7.81
Tana River	315943	460	145.60	1	0.22
Samburu	310327	319	102.79	1	0.31
Wajir	781263	300	38.40	6	2.00

### 1.5 Map of Kenya showing COVID-19 attack rate and by County per 100,000 population

In **Epi -week 27, Nairobi City** County recorded the highest attack rate of **12.46** followed by **Siaya County** at **11.08** per 100,000 population (Figure 5).

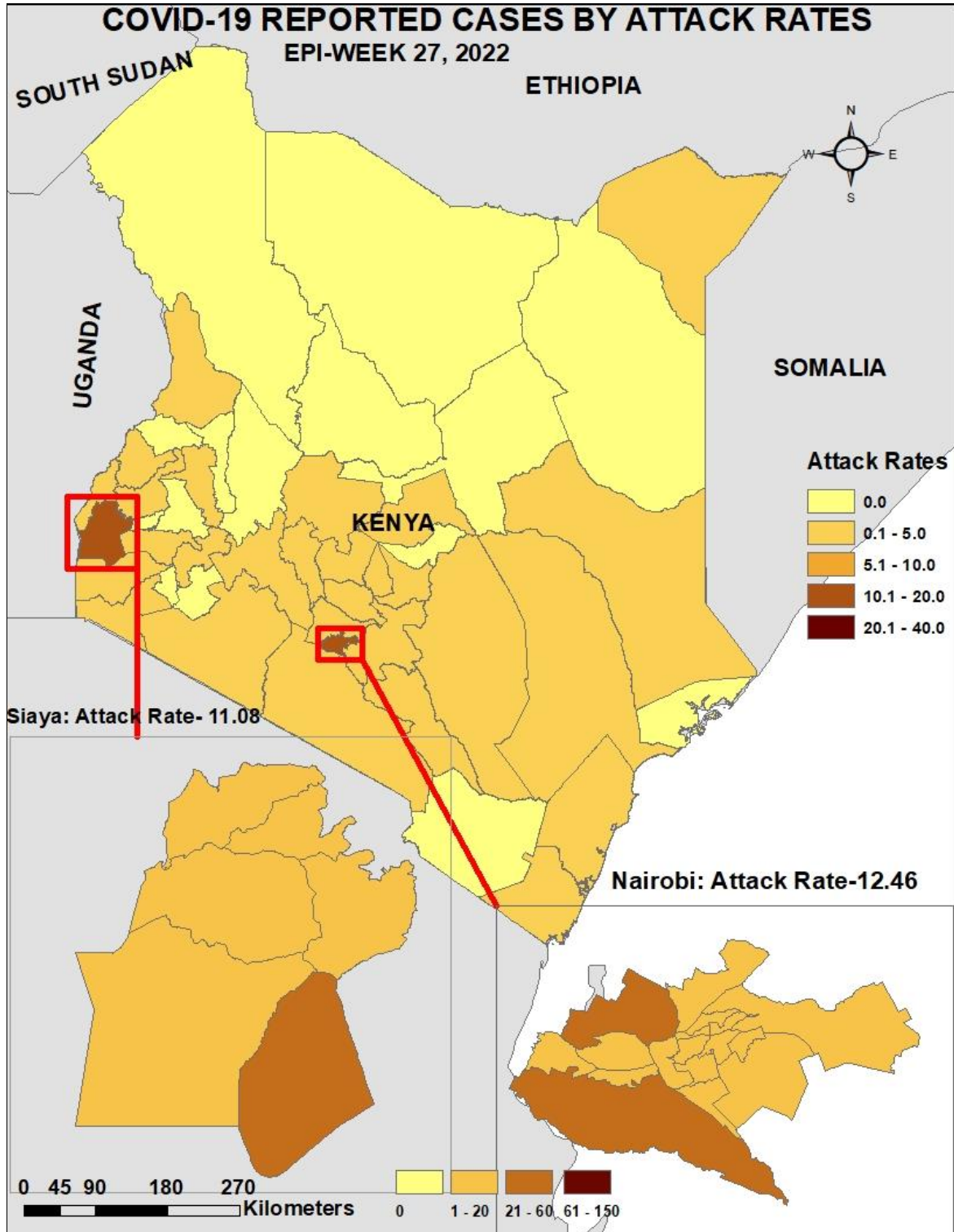


Figure 5: County Attack Rate per 100,000 Population

### 1.6 Map of Kenya showing COVID-19 caseload by County

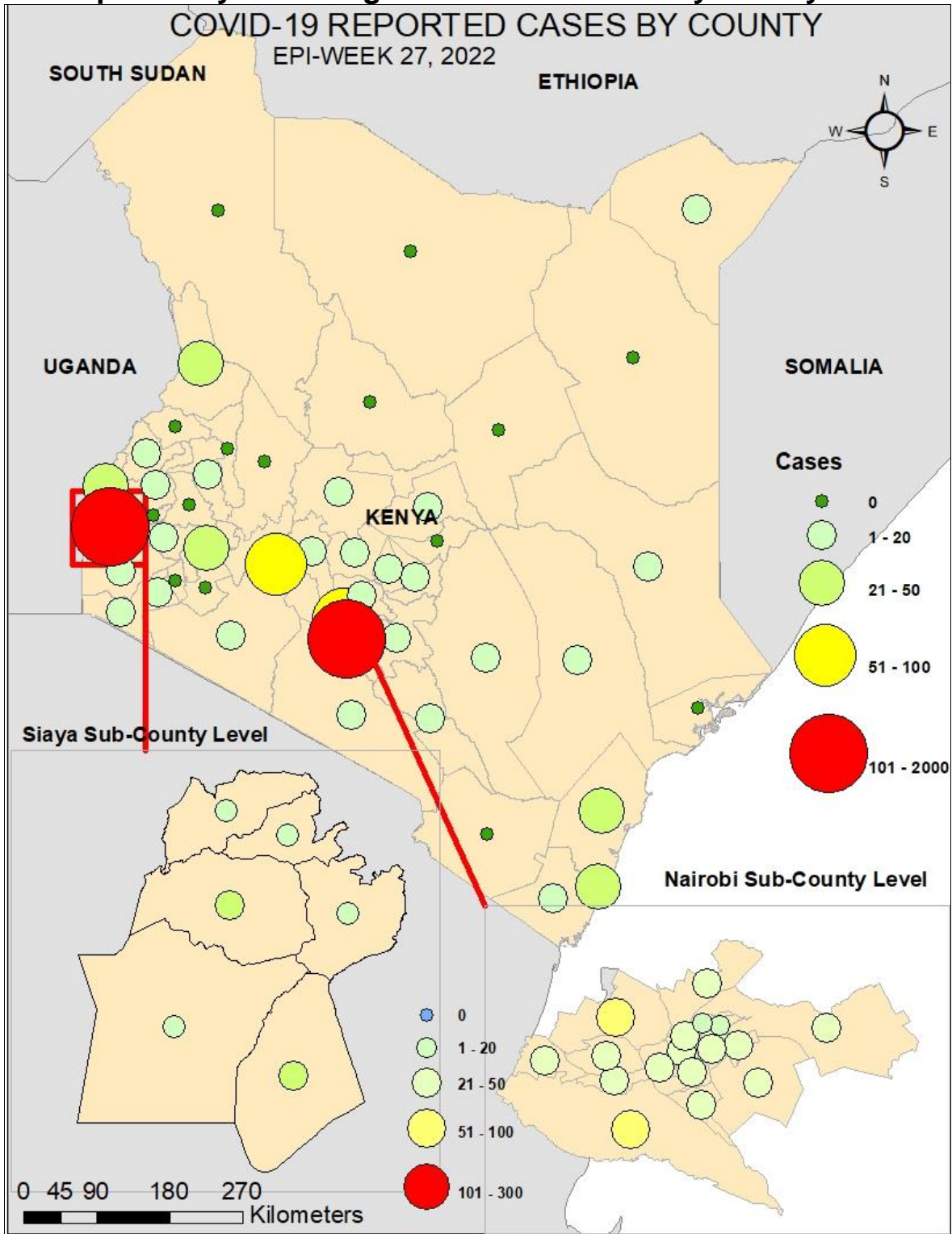


Figure 6 Case-loads by county



## 1.7 Kenya COVID-19 Vaccination Updates



**Partially vaccinated: >18yrs- 2,423,048**    **15 to <18 yrs- 820,403**    **<15yrs- 37,794**  
**Fully Vaccinated: >18yrs- 8,780,718**    **15 to <18 yrs- 374,115**    **<15yrs- 7,108**  
**Booster Doses: >18yrs – 554,886**

The Kenya Ministry of Health launched the National COVID-19 vaccinations on the 5<sup>th</sup> of March 2021. As of **15<sup>th</sup> July 2022**, a total of **2,423,048 persons** were vaccinated with the 1<sup>st</sup> dose, and **8,780,718 persons** were fully vaccinated.

*Table 2: Vaccine Doses Dispensed as of 15<sup>th</sup> July 2022*

Vaccine	Total doses Administered
Partially vaccinated adults	<b>2,423,048</b>
Fully vaccinated adults	<b>8,780,718</b>
Booster doses	<b>554,886</b>
Total doses (All Vaccines + Sputnik)	<b>19,072,302</b>
Partially Vaccinated 15- below 18 years	<b>820,403</b>
Fully Vaccinated 15- below 18 years	<b>374,115</b>
Partially Vaccinated below 15 years	<b>37,794</b>
Fully Vaccinated below 15 years	<b>7,108</b>
% of adults fully vaccinated	<b>32.2%</b>

The highest proportion of the population fully vaccinated is in Nyeri County at 53.2% and the least is Marsabit County at 10.1% (Table 3).

**Table 3: Proportion of fully Vaccinated by County, 15<sup>th</sup> July 2022**

County	Number of adults fully vaccinated	Target Population above 18 years	% of fully vaccinated adults	County	Number of adults fully vaccinated	Target Population above 18 years	% of fully vaccinated adults
Nyeri	271,714	510,028	<b>53.3%</b>	Nyandarua	115,091	376,776	<b>30.5%</b>
Nairobi	1,566,341	3,052,494	<b>51.3%</b>	Homa Bay	184,975	608,326	<b>30.4%</b>
Kakamega	413,197	982,838	<b>42.0%</b>	Makueni	168,837	584,379	<b>28.9%</b>
Kisumu	263,910	656,147	<b>40.2%</b>	Kericho	146,175	508,980	<b>28.7%</b>
Nakuru	506,455	1,273,265	<b>39.8%</b>	Meru	254,249	949,186	<b>26.8%</b>
Laikipia	120,735	306,448	<b>39.4%</b>	Nandi	126,218	492,652	<b>25.6%</b>
Taita	81,781	213,335	<b>38.3%</b>	Elgeyo	60,223	243,690	<b>24.7%</b>
Taveta				Marakwet			
Kirinyaga	156,795	413,708	<b>37.9%</b>	Baringo	74,824	338,937	<b>22.1%</b>
Siaya	202,954	536,031	<b>37.9%</b>	Lamu	17,166	83,433	<b>20.6%</b>
Kiambu	589,733	1,623,545	<b>36.3%</b>	Kitui	112,763	624,506	<b>18.1%</b>
Machakos	318,584	905,172	<b>35.2%</b>	Turkana	83,386	468,878	<b>17.8%</b>
Muranga	233,852	675,364	<b>34.6%</b>	Samburu	25,703	145,608	<b>17.7%</b>
Vihiga	113,707	329,317	<b>34.5%</b>	Kwale	76,388	451,261	<b>16.9%</b>
Nyamira	113,546	341,397	<b>33.3%</b>	Bomet	76,276	465,963	<b>16.4%</b>
Trans Nzoia	170,708	518,077	<b>33.0%</b>	Kilifi	125,002	784,567	<b>15.9%</b>
Uasin Gishu	228,158	693,570	<b>32.9%</b>	Narok	83,738	548,229	<b>15.3%</b>
Migori	182,686	557,657	<b>32.8%</b>	West Pokot	41,454	283,727	<b>14.6%</b>
Kisii	225,067	697,445	<b>32.3%</b>	Garissa	53,695	399,358	<b>13.4%</b>
Mombasa	255,112	804,202	<b>31.7%</b>	Isiolo	17,496	133,358	<b>13.1%</b>
Busia	144,831	465,190	<b>31.1%</b>	Wajir	37,108	337,296	<b>11.0%</b>
Embu	123,168	395,980	<b>31.1%</b>	Tana River	16,530	151,051	<b>10.9%</b>
Bungoma	261,573	843,735	<b>31.0%</b>	Mandera	35,483	341,857	<b>10.4%</b>
Tharaka Nithi	76,472	246,699	<b>31.0%</b>	Marsabit	22,401	219,170	<b>10.2%</b>
Kajiado	204,458	663,201	<b>30.8%</b>	<b>Total</b>	<b>8,780,718</b>	<b>27,246,033</b>	<b>32.2%</b>

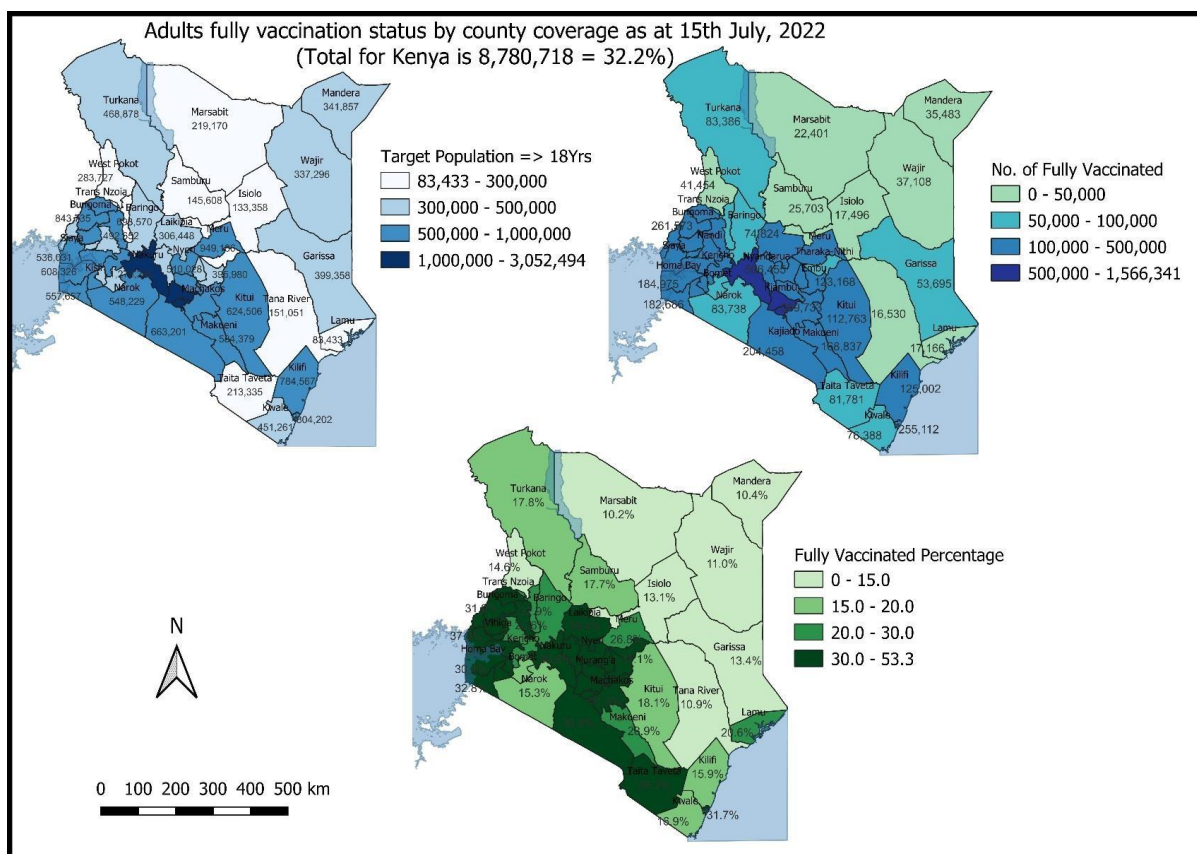


Figure 7: Adult full vaccination coverage by county

## 2.0 KEY ACTIONS

### 2.1 Coordination

- Response efforts continue to be coordinated through a whole government and multi-agency approach following Executive Order No. 2 of 2021 issued by His Excellency the President on 26<sup>th</sup> March 2021.
- The National Emergency Response Committee that was constituted following the executive order meets regularly to provide policy directions on response efforts towards the COVID-19 outbreak.
- The Public Health Emergency Operation Centre is fully activated and continues to coordinate response measures as well as provide daily situation reports informing planning.

### 2.2 Case Management and Infection Prevention & Control

- Currently, COVID-19 cases are being managed as inpatients and in home-based care
- Three (3) COVID-19 cases are currently admitted to the intensive care unit: three (3) on ventilatory support, zero (0) on supplemental oxygen, and zero (0) under observation.

- The IPC measures being implemented include: handwashing/sanitization, use of face masks in public transport, and social distancing in social places

### **2.3 Surveillance, laboratory, and Point of Entries**

- The Diagnostic capacity in the Country has been scaled up. A total of ninety-six (96) public and private laboratories conduct PCR tests and 472 Rapid Diagnostic Tests (RDT). Genomic sequencing is done on sampled cases to identify new variants.
- Screening of cargo vessel crew at all points of entry to detect positive individuals.

### **3.0 KEY CHALLENGES**

- Irregular reporting of COVID-19 data from counties/sub-counties to the national level
- High staff turn-over of trained personnel
- Suboptimal use of data in counties and sub-counties shared by national level for follow-up and decision making
- Inadequate resources to facilitate critical response pillars limiting response capacity in detecting, investigating, and follow-up of cases.

### **4.0 RECOMMENDATIONS AND NEXT STEPS**

- Enhanced integrated disease surveillance at all levels
- Regular submission of daily COVID-19 data to the national level by counties
- Counties are encouraged to carry out investigations and institute control measures for areas with clustering of cases.
- Dissemination and utilization of data to make informed public health decisions at all levels
- Continuous capacity building of staff on surveillance

## **Emergency Operation Center:**

Telephone: 0729 471 414, 0732 353 535, 0800 721316(Toll Free)

COVID-19 Call center: \*719# (short message only), 719 (Audio)

COVID-19 Dashboard: [https://khro.health.go.ke/#/covid\\_19\\_tracker](https://khro.health.go.ke/#/covid_19_tracker)

Email: [manager.eockenya@gmail.com](mailto:manager.eockenya@gmail.com)