



MINISTRY OF HEALTH

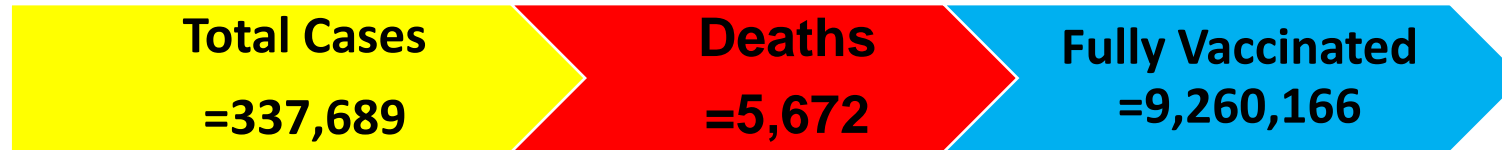
DATA AS REPORTED BY 1700 HOURS 2 August 2022

# COVID-19 OUTBREAK IN KENYA

## DAILY SITUATION REPORT – 868

### 1. KEY HIGHLIGHTS

- Fifty (50)** new confirmed COVID-19 cases were reported in the last 24 hours bringing the total number of confirmed cases in Kenya to **337,689 cases** as of **2<sup>nd</sup> August 2022**. Counties reporting new cases are **Nairobi (42), Kisumu (3), Siaya (1), Nakuru (1), Uasin Gishu (1), Kiambu (1), and Garissa (1)**.
- Zero (0) deaths have been reported over the last 24 hours**. The total number of cumulative deaths reported since the beginning of the outbreak is **5672, case fatality rate (CFR) is 1.7%**
- All **47 counties** have cumulatively reported cases as follows: Nairobi (139,533), Kiambu (21,203), Mombasa (18,212), Nakuru (17,578), Uasin Gishu (10,761), Kisumu (7,948), Machakos (7,708), Kajiado (7,678), Kilifi (7,388), Siaya (7,075), Busia (6,619), Nyeri (6,180), Kericho (5,953), Kitui (5,216), Murang'a (4,649), Kakamega (4,252), Meru (4,133), Kisii (3,751), Migori (3,362), Laikipia (3,303), Bungoma (3,382), Makueni (3,102), Nyandarua (3,032), Garissa (2,757), Turkana (2,682), Embu (2,686), Trans Nzoia (2,429), Nandi (2,360), Kirinyaga (2,322), Homa Bay (2,149), Nyamira (2,116), Taita Taveta (2,059), Bomet (1,692), Baringo (1,697), Narok (1,395), Kwale (1,368), Tharaka Nithi (1,253), Vihiga (1,097), Marsabit (997), West Pokot (891), Lamu (779), Isiolo (776), Elgeyo Marakwet (532), Mandera (467), Tana River (469), Samburu (328), and Wajir (300).
- In epi-week **30, 2022, Nairobi City** and **Siaya** Counties had the highest attack rates of COVID-19 at **3.50** and **1.91** per **100,000** population respectively when compared to the national attack rate of **0.63/100,000** for the same epi-week.
- In the last 24 hours, **1,584 samples** were tested across various laboratories of which **fifty (50)** samples turned positive for COVID-19, a positivity rate of **3.2%**. Cumulatively, **3,824,602 tests** have been conducted.
- In the last 24 hours, **81** COVID-19 patients (**Health Facility: 13, HBIC: 68**) recovered and were discharged bringing the total number of recoveries and discharges to **331,572**  
(**Facility: 53,558, HBIC: 278,014**).



### 1.1 Epidemiology

Since 13<sup>th</sup> March 2020 when the first case was confirmed in Kenya, a total of **337,689** confirmed cases and **5,672** deaths (CFR **1.7%**) have been line-listed. **Figure 1 and 2** below shows trends of cases and deaths for the last one year.

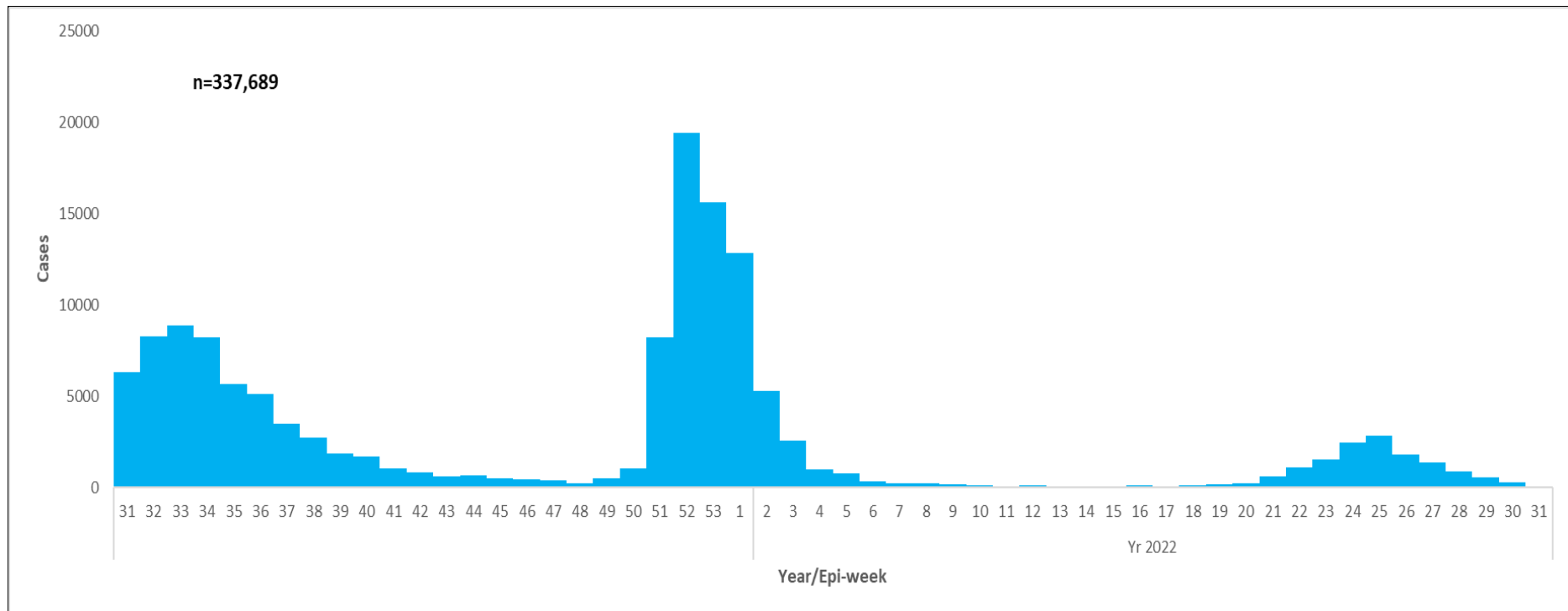


Figure 1: Trends of COVID-19 outbreak in Kenya in the last one year

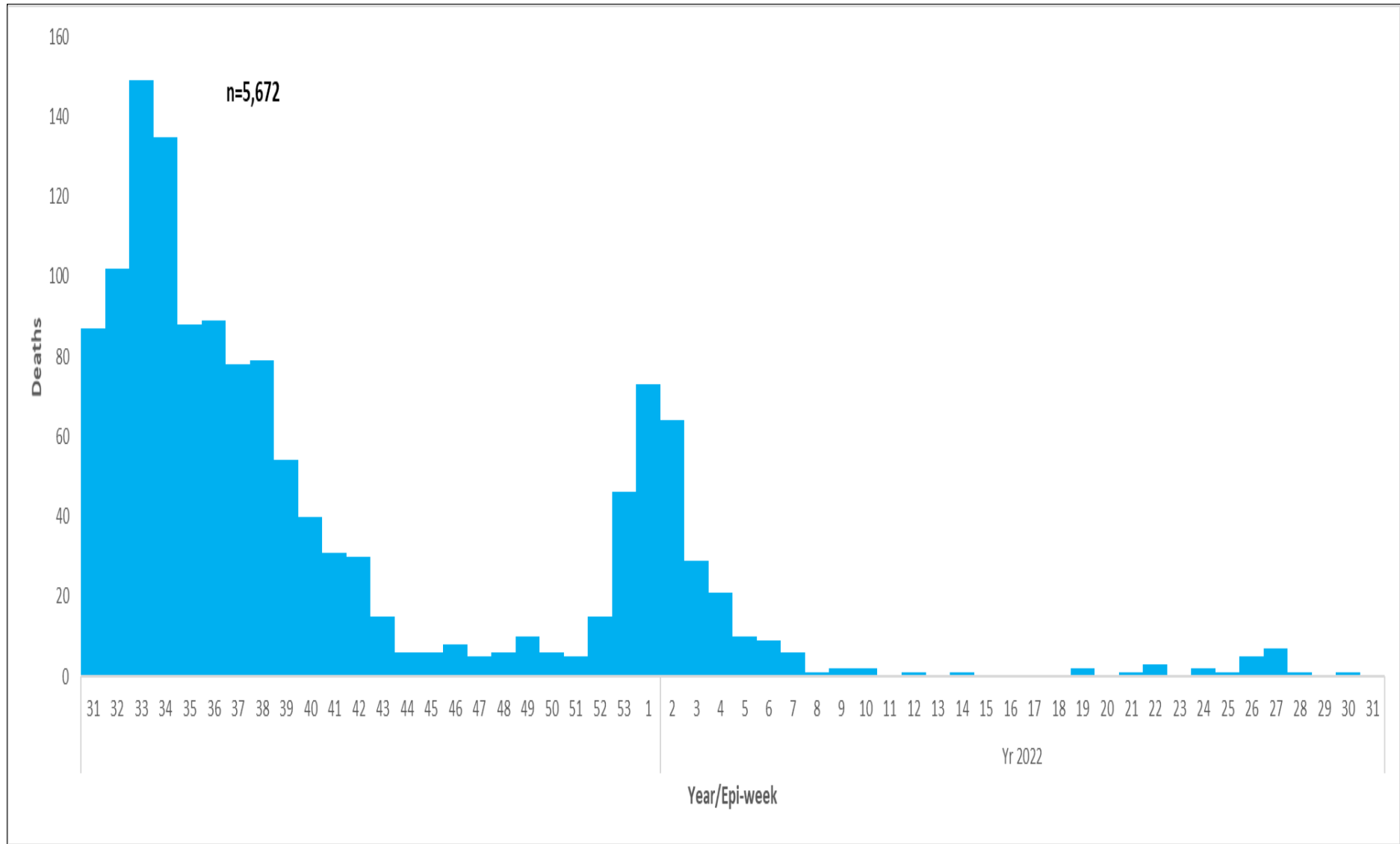


Figure 2: Trends of COVID-19 deaths in Kenya in the last one year

## 1.2 Laboratory testing

WHO recommends that one of the indicators that the pandemic is under control, is when < 5% of samples tested are positive for COVID-19 for the past 2 weeks, assuming that surveillance for suspected cases is comprehensive and the testing rate of suspect cases, is optimum at least 1/1000 population/week. The laboratory test rate currently stands at **80409.1** samples per 1,000,000 people. Figure 3 shows the weekly testing rate/1000 population/week for the last year.

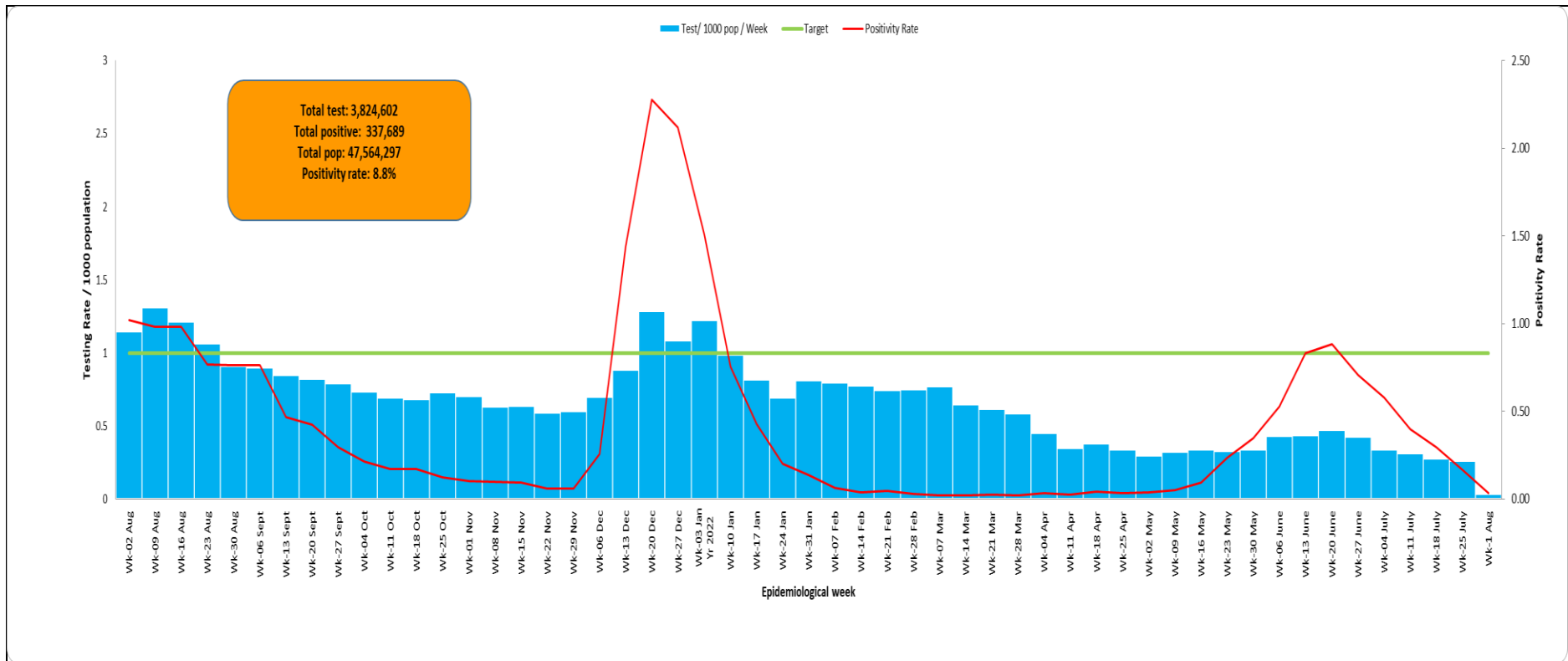


Figure 3: Laboratory Tests Conducted by Date Results were Shared

### 1.3 Age and Sex Distribution of COVID Confirmed Cases and Deaths

A total of **189,972 (56%)** of the cumulative cases are males and **147,717 (44%)** are females. Most cases, **87,041 (26%)** are in the age group of **30-39 years**. Of the **5672** cumulative deaths, **3,609 (64%)** are males and **2,063 (36%)** are females.

Figure 4 below shows the age and sex distribution of COVID-19 cases by the outcome.

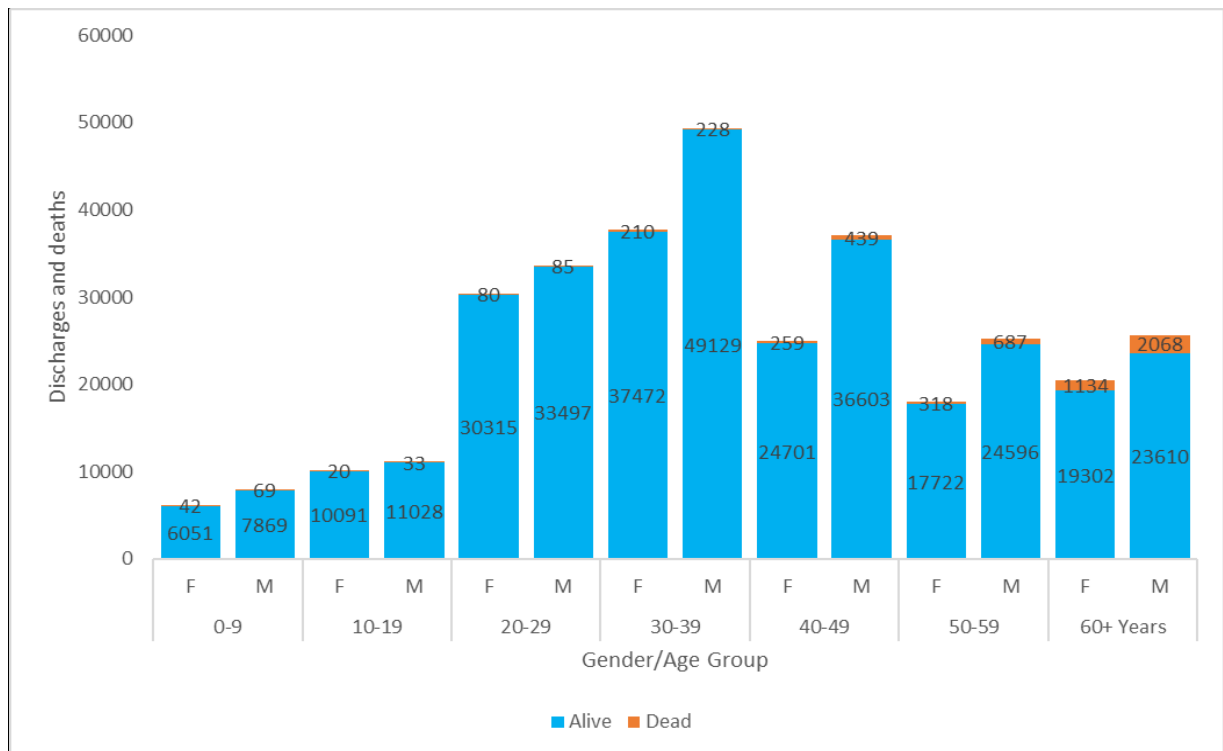


Figure 4: Age and Sex Distribution of COVID-19 Cases by the outcome in Kenya

### 1.4 Distribution of Confirmed COVID-19 Cases and Deaths by County of Diagnosis

Of the **337,689** cumulative cases, **139,533 (41.3%)** are from **Nairobi** County followed by **Kiambu** County with **21,203 (6.3%)**, while **Wajir** County recorded the lowest number of cases, **300 (0.09%)** as shown in Table 1.

Table 1: Distribution of confirmed COVID-19 Cases and deaths by County of Diagnosis

County	Population	Covid-19 Cases	Attack Rates	Deaths	CFR
Nairobi	4397073	139533	3173.32	1557	1.12
Kiambu	2417735	21203	876.98	552	2.59
Mombasa	1208333	18212	1507.20	337	1.85
Nakuru	2162202	17578	812.97	538	1.12
Uasin Gishu	1163186	10832	931.24	243	2.60

County	Population	Covid-19 Cases	Attack Rates	Deaths	CFR
Kisumu	1155574	7948	687.80	85	1.85
Machakos	1421932	7708	542.08	194	3.06
Kajiado	1117840	7678	686.86	77	2.24
Kilifi	1453787	7386	508.05	35	1.07
Siaya	993183	7076	712.46	120	2.52
Busia	893681	6619	740.64	53	1.00
Nyeri	759164	6180	814.05	176	0.47
Kericho	901777	5953	660.14	68	1.70
Kitui	1136187	5216	459.08	111	0.80
Murang'a	1056640	4649	439.98	230	2.85
Kakamega	1867579	4252	227.67	119	1.14
Meru	1545714	4133	267.38	114	2.13
Kisii	1266860	3751	296.09	112	4.95
Migori	1116436	3382	302.93	5	2.80
Laikipia	518560	3362	648.33	62	2.76
Bungoma	1670570	3303	197.72	26	2.99
Makueni	987653	3102	314.08	101	0.15
Nyandarua	638289	3032	475.02	67	1.84
Garissa	841353	2757	327.69	98	0.79
Turkana	926976	2686	289.76	62	3.26
Embu	608599	2682	440.68	24	2.21
Trans Nzoia	990341	2429	245.27	9	3.55
Nandi	885711	2360	266.45	34	2.31
Kirinyaga	610411	2322	380.40	76	0.89
Homa Bay	1131950	2149	189.85	98	0.37
Nyamira	605576	2116	349.42	18	1.44
Taita Taveta	340671	2059	604.40	42	3.27
Baringo	666763	1697	193.79	14	4.56
Bomet	875689	1692	253.76	29	0.85
Narok	1157873	1395	120.48	24	2.04
Kwale	866820	1368	157.82	11	0.82
Tharaka Nithi	393177	1253	318.69	8	1.71
Vihiga	590013	1097	185.93	30	1.72
Marsabit	459785	997	216.84	2	0.80
West Pokot	621241	891	143.42	1	0.64
Lamu	143920	779	541.27	13	2.73
Isiolo	268002	776	289.55	43	0.20
Elgeyo Marakwet	454480	532	117.06	10	0.11
Mandera	867457	469	54.07	1	1.67
Tana River	315943	467	147.81	36	5.54
Samburu	310327	328	105.69	1	1.88
Wajir	781263	300	38.40	6	0.21

### 1.5 Map of Kenya showing COVID-19 attack rate and by County per 100,000 population

In **Epi -week 30, Nairobi City** County recorded the highest attack rate of **3.50** followed by **Siaya County** at **1.91** per 100,000 population (Figure 5).

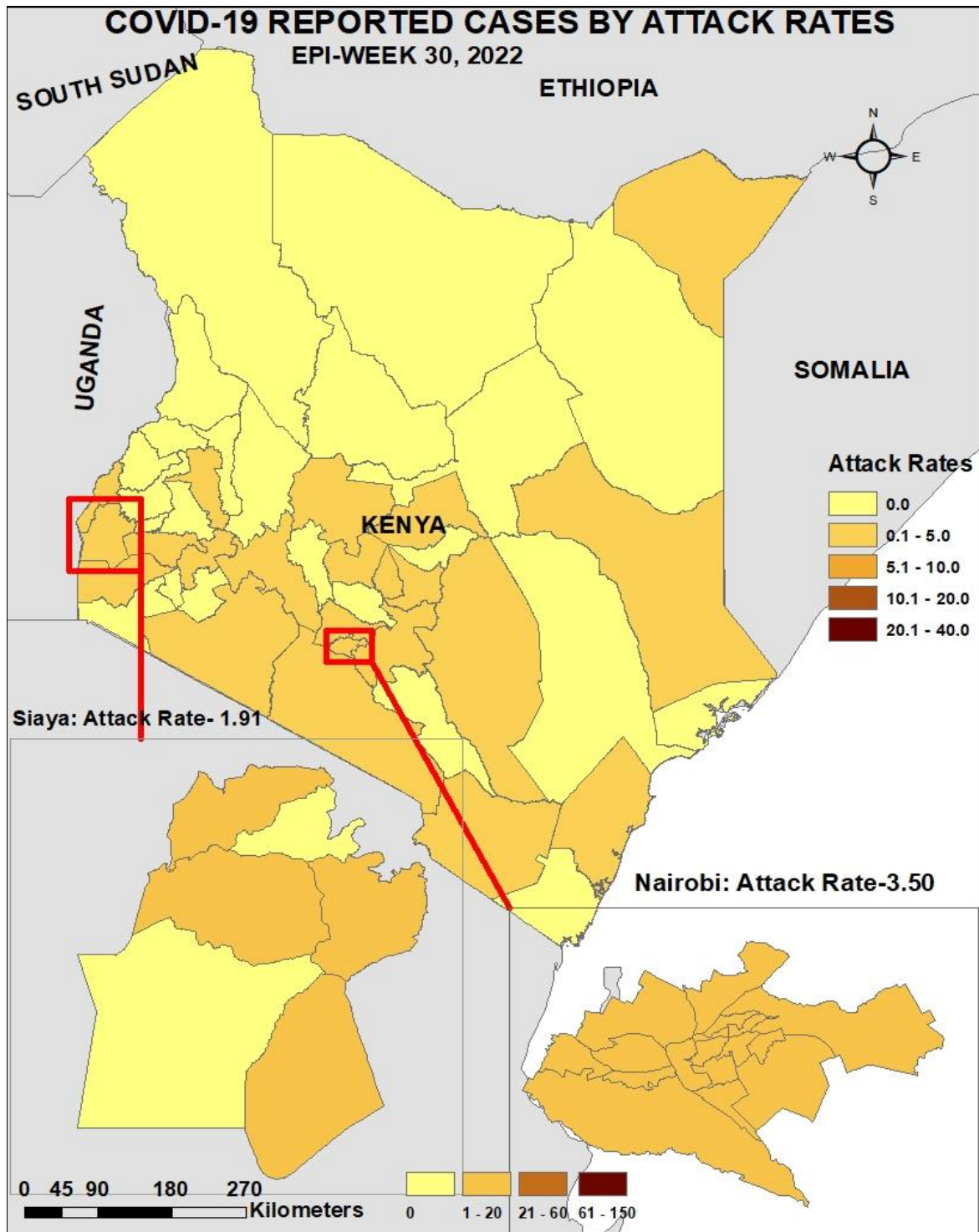


Figure 5: County Attack Rate per 100,000 Population

### 1.6 Map of Kenya showing COVID-19 caseload by County

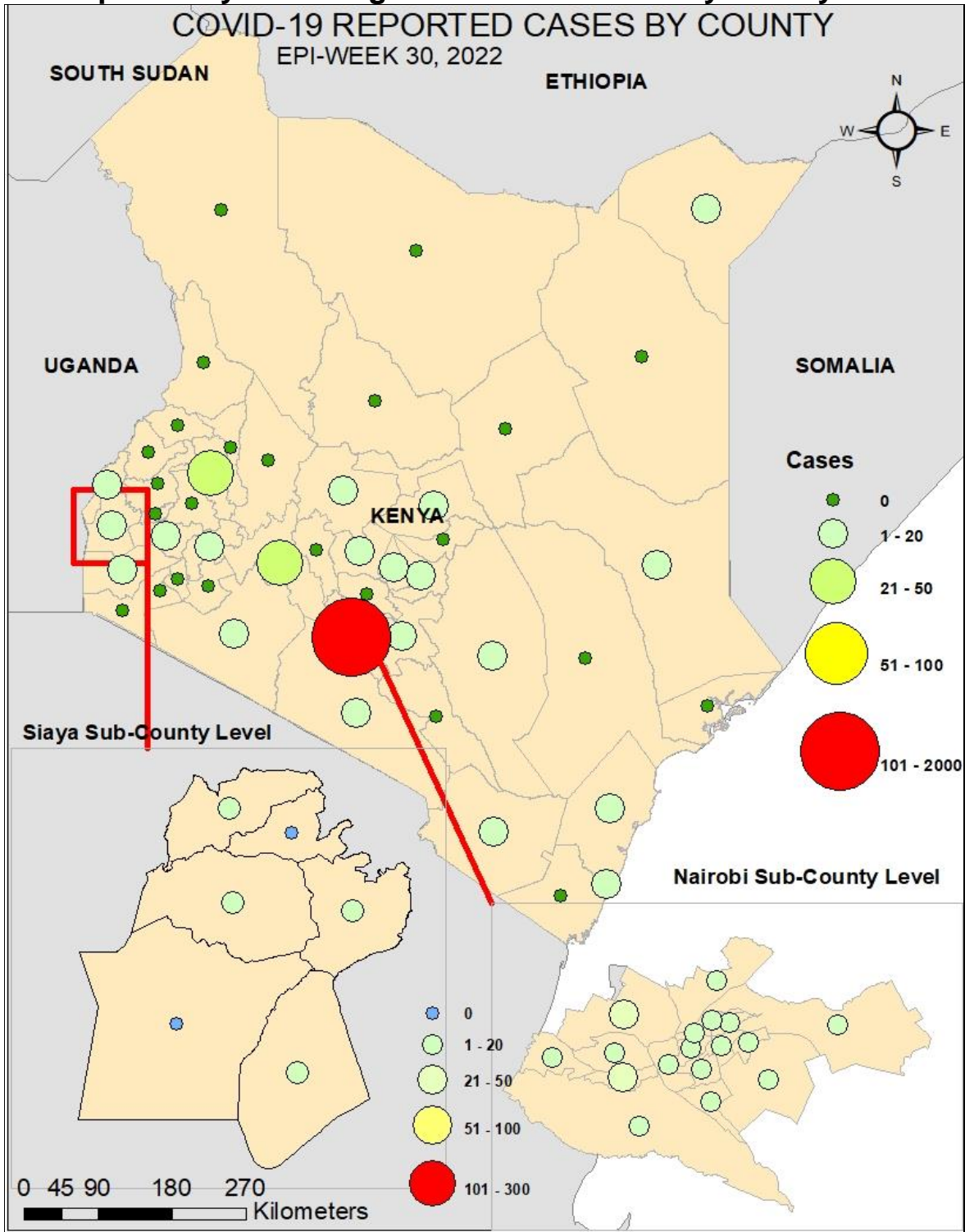


Figure 6 Case-loads by county



## 1.7 Kenya COVID-19 Vaccination Updates



**Partially vaccinated: >18yrs- 2,306,334**    **15 to <18 yrs- 873,132**    **<15yrs- 270,256**  
**Fully Vaccinated: >18yrs- 9,260,166**    **15 to <18 yrs- 486,755**    **<15yrs- 11,466**  
**Booster Doses: >18yrs – 1,001,361**

The Kenya Ministry of Health launched the National COVID-19 vaccinations on the 5<sup>th</sup> of March 2021. As of **31<sup>st</sup> July 2022**, a total of **2,306,334 persons** were vaccinated with the 1<sup>st</sup> dose, and **9,260,166 persons** were fully vaccinated.

*Table 2: Vaccine Doses Dispensed as of 31<sup>st</sup> July 2022*

Vaccine	Total doses Administered
Partially vaccinated adults	<b>2,306,334</b>
Fully vaccinated adults	<b>9,260,166</b>
Booster doses	<b>1,001,361</b>
Total doses (All Vaccines + Sputnik)	<b>20,635,664</b>
Partially Vaccinated 15- below 18 years	<b>873,132</b>
Fully Vaccinated 15- below 18 years	<b>486,755</b>
Partially Vaccinated below 15 years	<b>270,256</b>
Fully Vaccinated below 15 years	<b>11,466</b>
% of adults fully vaccinated	<b>34.0%</b>

The highest proportion of the population fully vaccinated is in Nyeri County at 53.4% and the least is Marsabit County at 10.4% (Table 3).

**Table 3: Proportion of fully Vaccinated by County, 31<sup>st</sup> July 2022**

County	Number of adults fully vaccinated	Target Population above 18 years	% of fully vaccinated adults	County	Number of adults fully vaccinated	Target Population above 18 years	% of fully vaccinated adults
Nyeri	272,180	510,028	<b>53.4%</b>	Nyandarua	123,372	376,776	<b>32.7%</b>
Nairobi	1,586,040	3,052,494	<b>52.0%</b>	Tharaka Nithi	80,671	246,699	<b>32.7%</b>
Kakamega	428,842	982,838	<b>43.6%</b>	Kericho	160,533	508,980	<b>31.5%</b>
Kisumu	284,273	656,147	<b>43.3%</b>	Makueni	184,178	584,379	<b>31.5%</b>
Siaya	220,180	536,031	<b>41.1%</b>	Meru	281,978	949,186	<b>29.7%</b>
Nyamira	139,285	341,397	<b>40.8%</b>	Nandi	130,213	492,652	<b>26.4%</b>
Nakuru	510,352	1,273,265	<b>40.1%</b>	Elgeyo Marakwet	63,675	243,690	<b>26.1%</b>
Laikipia	121,831	306,448	<b>39.8%</b>	Baringo	83,385	338,937	<b>24.6%</b>
Migori	216,814	557,657	<b>38.9%</b>	Lamu	19,486	83,433	<b>23.4%</b>
Taita Taveta	82,213	213,335	<b>38.5%</b>	Kitui	135,793	624,506	<b>21.7%</b>
Homa Bay	231,422	608,326	<b>38.0%</b>	Turkana	98,917	468,878	<b>21.1%</b>
Kirinyaga	157,038	413,708	<b>38.0%</b>	Samburu	30,443	145,608	<b>20.9%</b>
Muranga	252,449	675,364	<b>37.4%</b>	Kwale	77,207	451,261	<b>17.1%</b>
Trans Nzoia	189,599	518,077	<b>36.6%</b>	Kilifi	133,467	784,567	<b>17.0%</b>
Kiambu	592,181	1,623,545	<b>36.5%</b>	Bomet	76,469	465,963	<b>16.4%</b>
Kisii	250,448	697,445	<b>35.9%</b>	Narok	83,880	548,229	<b>15.3%</b>
Machakos	320,185	905,172	<b>35.4%</b>	West Pokot	41,494	283,727	<b>14.6%</b>
Vihiga	113,836	329,317	<b>34.6%</b>	Garissa	54,070	399,358	<b>13.5%</b>
Uasin Gishu	239,469	693,570	<b>34.5%</b>	Isiolo	17,514	133,358	<b>13.1%</b>
Kajiado	227,977	663,201	<b>34.4%</b>	Wajir	37,257	337,296	<b>11.0%</b>
Mombasa	272,102	804,202	<b>33.8%</b>	Tana River	16,566	151,051	<b>11.0%</b>
Busia	155,506	465,190	<b>33.4%</b>	Mandera	35,527	341,857	<b>10.4%</b>
Bungoma	277,345	843,735	<b>32.9%</b>	Marsabit	22,767	219,170	<b>10.4%</b>
Embu	129,737	395,980	<b>32.8%</b>	<b>Total</b>	<b>9,260,166</b>	<b>27,246,033</b>	<b>34.0%</b>

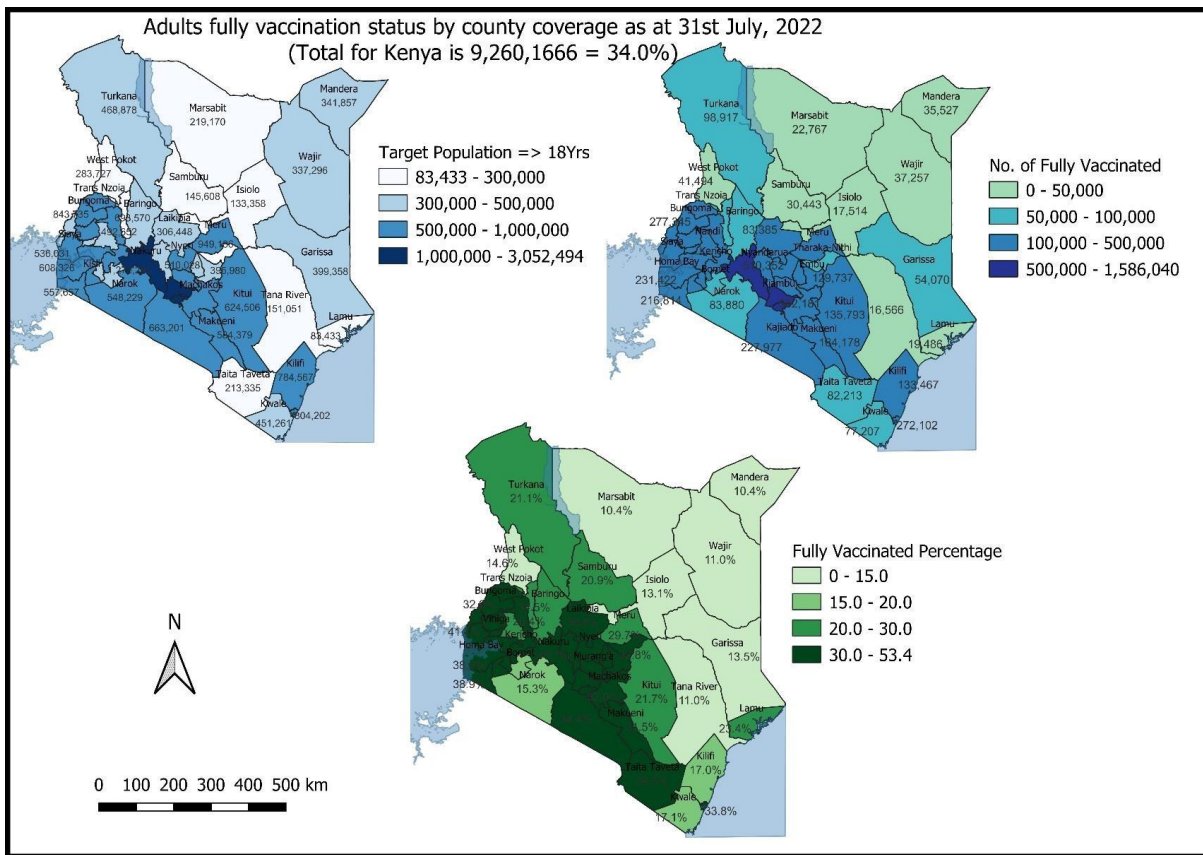


Figure 7: Adult full vaccination coverage by county

## 2.0 KEY ACTIONS

### 2.1 Coordination

- Response efforts continue to be coordinated through a whole government and multi-agency approach following Executive Order No. 2 of 2021 issued by His Excellency the President on 26<sup>th</sup> March 2021.
- The National Emergency Response Committee that was constituted following the executive order meets regularly to provide policy directions on response efforts towards the COVID-19 outbreak.
- The Public Health Emergency Operation Centre is fully activated and continues to coordinate response measures as well as provide daily situation reports informing planning.

### 2.2 Case Management and Infection Prevention & Control

- Currently, COVID-19 cases are being managed as inpatients and in home-based care
- One (1) COVID-19 case is currently admitted to the intensive care unit: zero (0) on ventilatory support, one (1) on supplemental oxygen, and zero (0) under observation.

- The IPC measures being implemented include: handwashing/sanitization, use of face masks in public transport, and social distancing in social places

### **2.3 Surveillance, laboratory, and Point of Entries**

- The Diagnostic capacity in the Country has been scaled up. A total of ninety-six (96) public and private laboratories conduct PCR tests and 472 Rapid Diagnostic Tests (RDT). Genomic sequencing is done on sampled cases to identify new variants.
- Screening of cargo vessel crew at all points of entry to detect positive individuals.

### **3.0 KEY CHALLENGES**

- Irregular reporting of COVID-19 data from counties/sub-counties to the national level
- High staff turn-over of trained personnel
- Suboptimal use of data in counties and sub-counties shared by national level for follow-up and decision making
- Inadequate resources to facilitate critical response pillars limiting response capacity in detecting, investigating, and follow-up of cases.

### **4.0 RECOMMENDATIONS AND NEXT STEPS**

- Enhanced integrated disease surveillance at all levels
- Regular submission of daily COVID-19 data to the national level by counties
- Counties are encouraged to carry out investigations and institute control measures for areas with clustering of cases.
- Dissemination and utilization of data to make informed public health decisions at all levels
- Continuous capacity building of staff on surveillance

## **Emergency Operation Center:**

Telephone: 0729 471 414, 0732 353 535, 0800 721316(Toll Free)

COVID-19 Call center: \*719# (short message only), 719 (Audio)

COVID-19 Dashboard: [https://khro.health.go.ke/#/covid\\_19\\_tracker](https://khro.health.go.ke/#/covid_19_tracker)

Email: [manager.eockenya@gmail.com](mailto:manager.eockenya@gmail.com)