



MINISTRY OF HEALTH

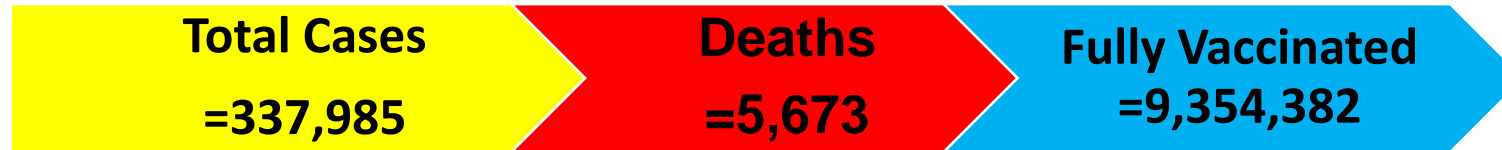
DATA AS REPORTED BY 1700 HOURS 17 August 2022

# COVID-19 OUTBREAK IN KENYA

## DAILY SITUATION REPORT – 883

### 1. KEY HIGHLIGHTS

- 1. Nineteen (19)** new confirmed COVID-19 cases were reported in the last 24 hours bringing the total number of confirmed cases in Kenya to **337,985 cases** as of **17<sup>th</sup> August 2022**. Counties reporting new cases are **Nairobi (10), Uasin Gishu (5), Kajiado (2) Kiambu (1), and Nakuru (1)**.
- 2. Zero (0) deaths have been reported over the last 24 hours.** The total number of cumulative deaths reported since the beginning of the outbreak is **5673, case fatality rate (CFR) is 1.7%**
- 3.** All **47 counties** have cumulatively reported cases as follows: Nairobi (139,714), Kiambu (21,210), Mombasa (18,214), Nakuru (17,604), Uasin Gishu (10,772), Kisumu (7,949), Machakos (7,708), Kajiado (7,680), Kilifi (7,388), Siaya (7,091), Busia (6,621), Nyeri (6,181), Kericho (5,961), Kitui (5,217), Murang'a (4,652), Kakamega (4,252), Meru (4,134), Kisii (3,751), Migori (3,362), Laikipia (3,304), Bungoma (3,382), Makueni (3,102), Nyandarua (3,032), Garissa (2,758), Turkana (2,706), Embu (2,686), Trans Nzoia (2,429), Nandi (2,360), Kirinyaga (2,322), Homa Bay (2,152), Nyamira (2,116), Taita Taveta (2,060), Bomet (1,692), Baringo (1,697), Narok (1,395), Kwale (1,368), Tharaka Nithi (1,256), Vihiga (1,097), Marsabit (997), West Pokot (891), Lamu (779), Isiolo (776), Elgeyo Marakwet (532), Mandera (467), Tana River (469), Samburu (328), and Wajir (300).
- 4.** In epi-week **32, 2022, Nairobi City** and **Siaya** Counties had the highest attack rates of COVID-19 at **1.55** and **0.70** per **100,000** population respectively when compared to the national attack rate of **0.18/100,000** for the same epi-week.
- 5.** In the last 24 hours, **1,262 samples** were tested across various laboratories of which **nineteen (19)** samples turned positive for COVID-19, a positivity rate of **1.5%**. Cumulatively, **3,840,859 tests** have been conducted.
- 6.** In the last 24 hours, **20** COVID-19 patients (**Health Facility: 0, HBIC: 20**) recovered and were discharged bringing the total number of recoveries and discharges to **332,180**  
**(Facility: 53,592, HBIC: 278,588).**



### 1.1 Epidemiology

Since 13<sup>th</sup> March 2020 when the first case was confirmed in Kenya, a total of **337,985** confirmed cases and **5,673** deaths (CFR **1.7%**) have been line-listed. **Figure 1 and 2** below shows trends of cases and deaths for the last one year.

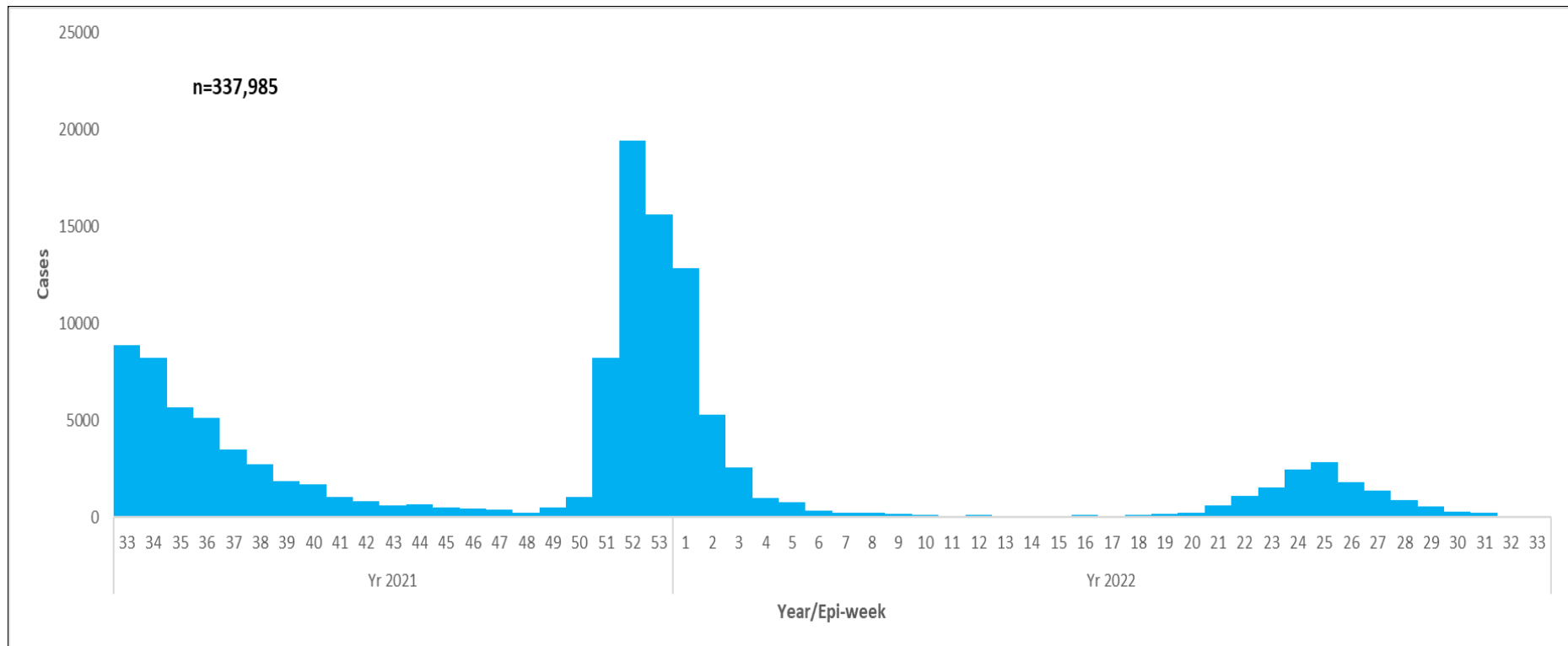


Figure 1: Trends of COVID-19 outbreak in Kenya in the last one year

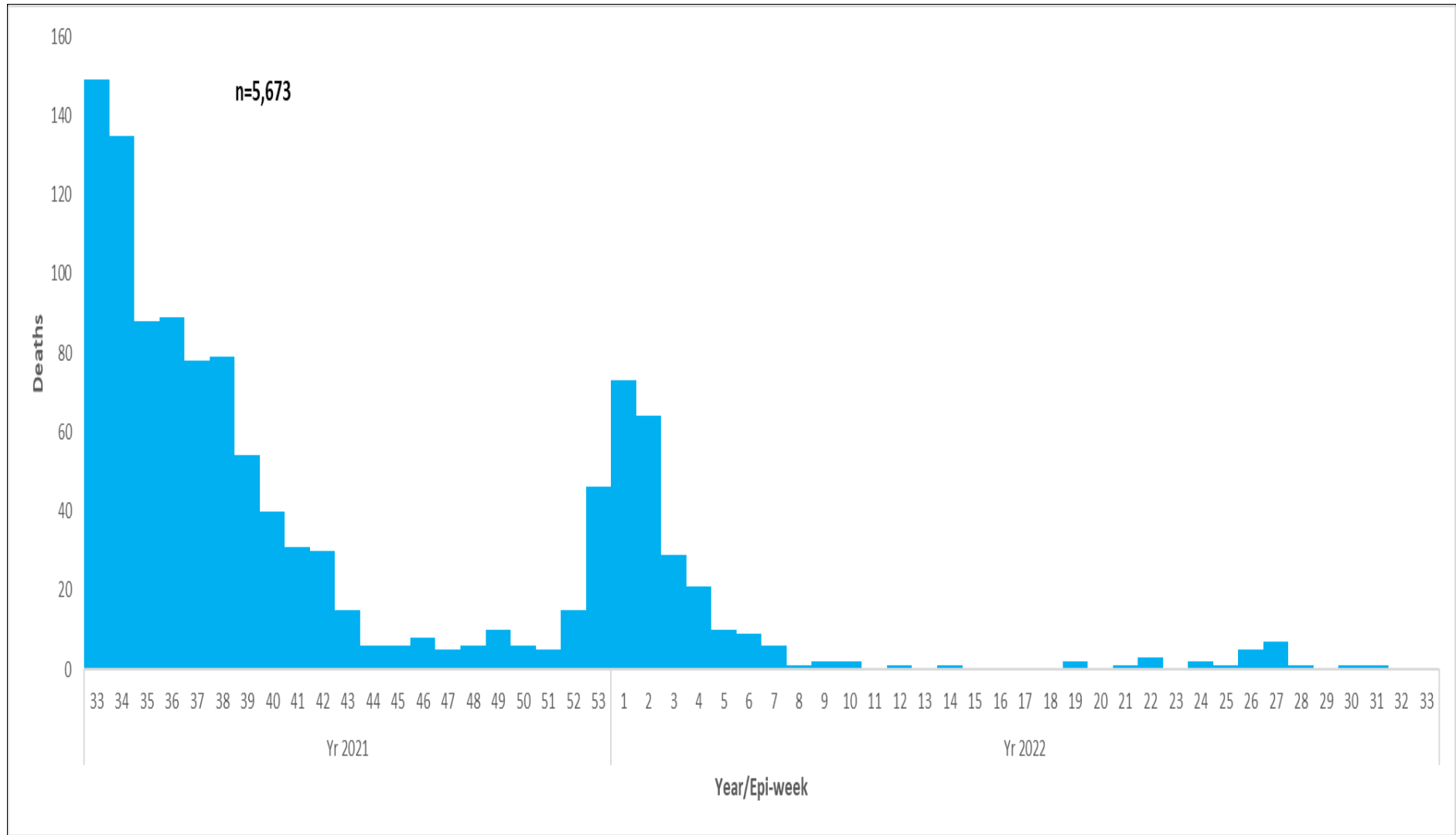


Figure 2: Trends of COVID-19 deaths in Kenya in the last one year

## 1.2 Laboratory testing

WHO recommends that one of the indicators that the pandemic is under control, is when < 5% of samples tested are positive for COVID-19 for the past 2 weeks, assuming that surveillance for suspected cases is comprehensive and the testing rate of suspect cases, is optimum at least 1/1000 population/week. The laboratory test rate currently stands at **80750.9** samples per 1,000,000 people. Figure 3 shows the weekly testing rate/1000 population/week for the last year.

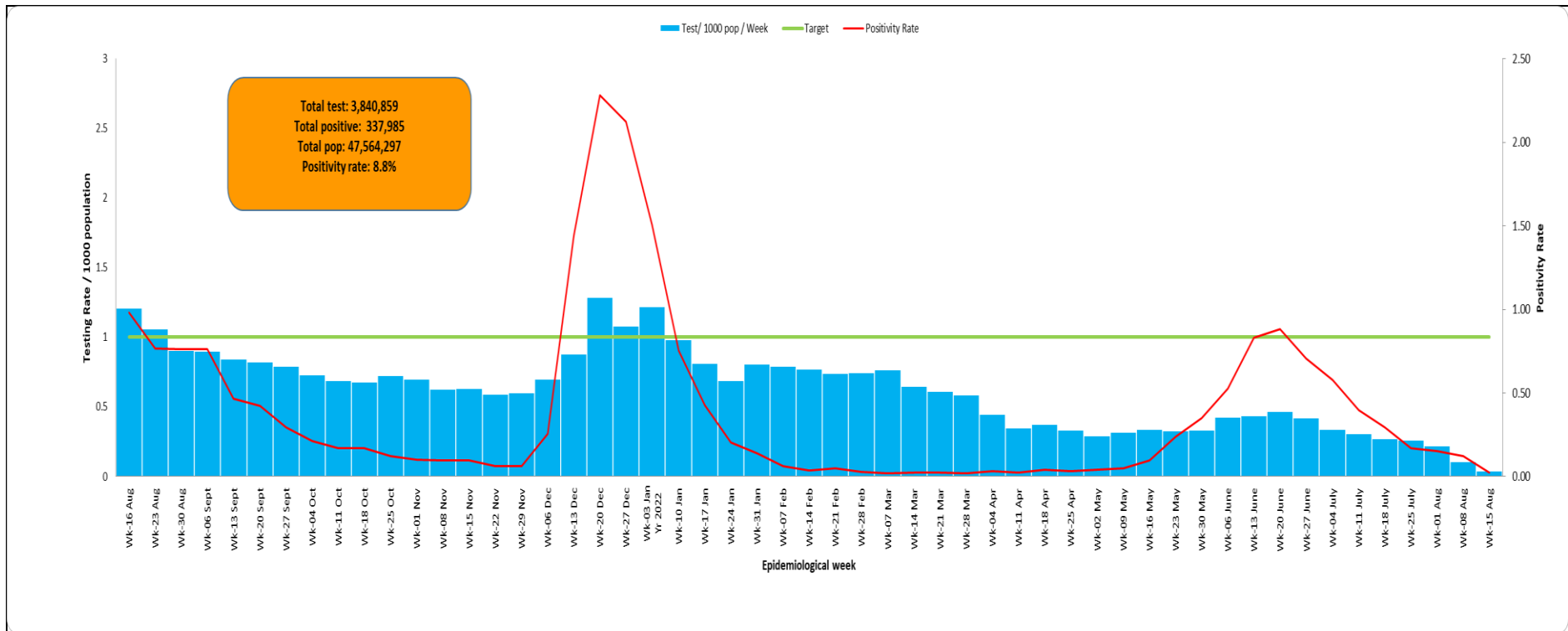


Figure 3: Laboratory Tests Conducted by Date Results were Shared

### 1.3 Age and Sex Distribution of COVID Confirmed Cases and Deaths

A total of **190,163 (56%)** of the cumulative cases are males and **147,821 (44%)** are females. Most cases, **87,121 (26%)** are in the age group of **30-39 years**. Of the **5673** cumulative deaths, **3,609 (64%)** are males and **2,064 (36%)** are females.

Figure 4 below shows the age and sex distribution of COVID-19 cases by the outcome.

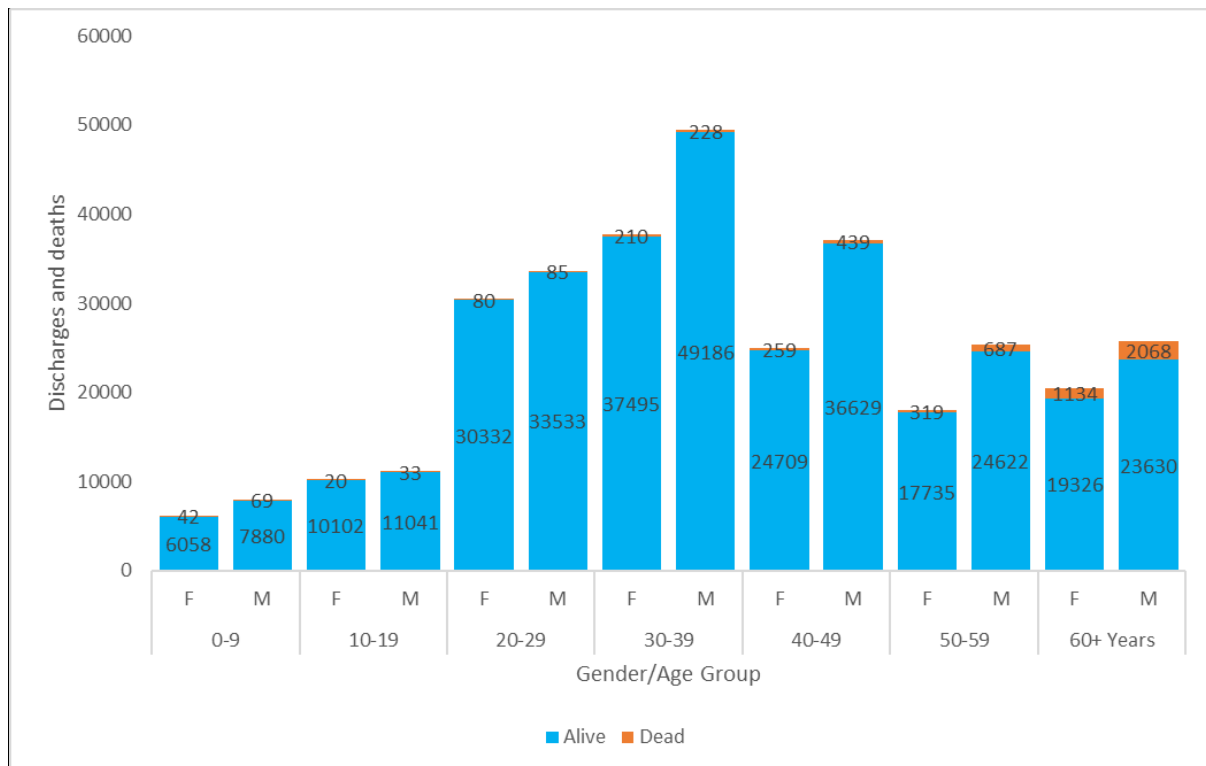


Figure 4: Age and Sex Distribution of COVID-19 Cases by the outcome in Kenya

### 1.4 Distribution of Confirmed COVID-19 Cases and Deaths by County of Diagnosis

Of the **337,985** cumulative cases, **139,713 (41.3%)** are from **Nairobi** County followed by **Kiambu** County with **21,210 (6.3%)**, while **Wajir** County recorded the lowest number of cases, **300 (0.09%)** as shown in Table 1.

Table 1: Distribution of confirmed COVID-19 Cases and deaths by County of Diagnosis

County	Population	Covid-19 Cases	Attack Rates	Deaths	CFR
Nairobi	4397073	139713	3177.41	1557	1.11
Kiambu	2417735	21210	877.27	552	2.60
Mombasa	1208333	18214	1507.37	337	1.85
Nakuru	2162202	17604	814.17	538	3.06

County	Population	Covid-19 Cases	Attack Rates	Deaths	CFR
Uasin Gishu	1163186	10842	932.10	243	2.24
Kisumu	1155574	7949	687.88	85	1.07
Machakos	1421932	7709	542.15	194	2.52
Kajiado	1117840	7681	687.13	77	1.00
Kilifi	1453787	7386	508.05	35	0.47
Siaya	993183	7092	714.07	120	1.69
Busia	893681	6621	740.87	53	0.80
Nyeri	759164	6181	814.19	176	2.85
Kericho	901777	5961	661.03	68	1.14
Kitui	1136187	5217	459.17	111	2.13
Murang'a	1056640	4652	440.26	230	4.94
Kakamega	1867579	4252	227.67	119	2.80
Meru	1545714	4134	267.45	114	2.76
Kisii	1266860	3751	296.09	112	2.99
Migori	1116436	3382	302.93	5	0.15
Laikipia	518560	3362	648.33	62	1.84
Bungoma	1670570	3304	197.78	26	0.79
Makueni	987653	3102	314.08	101	3.26
Nyandarua	638289	3032	475.02	67	2.21
Garissa	841353	2758	327.81	98	3.55
Turkana	926976	2706	291.92	24	0.89
Embu	608599	2686	441.34	62	2.31
Trans Nzoia	990341	2429	245.27	9	0.37
Nandi	885711	2361	266.57	34	1.44
Kirinyaga	610411	2322	380.40	76	3.27
Homa Bay	1131950	2152	190.11	99	4.60
Nyamira	605576	2116	349.42	18	0.85
Taita Taveta	340671	2060	604.69	42	2.04
Baringo	666763	1697	193.79	14	0.82
Bomet	875689	1692	253.76	29	1.71
Narok	1157873	1395	120.48	24	1.72
Kwale	866820	1368	157.82	11	0.80
Tharaka Nithi	393177	1256	319.45	8	0.64
Vihiga	590013	1097	185.93	30	2.73
Marsabit	459785	997	216.84	2	0.20
West Pokot	621241	891	143.42	1	0.11
Lamu	143920	779	541.27	13	1.67
Isiolo	268002	776	289.55	43	5.54
Elgeyo Marakwet	454480	532	117.06	10	1.88
Mandera	867457	469	54.07	1	0.21
Tana River	315943	467	147.81	36	7.71
Samburu	310327	328	105.69	1	0.30
Wajir	781263	300	38.40	6	2.00

### 1.5 Map of Kenya showing COVID-19 attack rate and by County per 100,000 population

In **Epi -week 32**, **Nairobi City** County recorded the highest attack rate of **1.55** followed by **Siaya County** at **0.70** per 100,000 population (Figure 5).

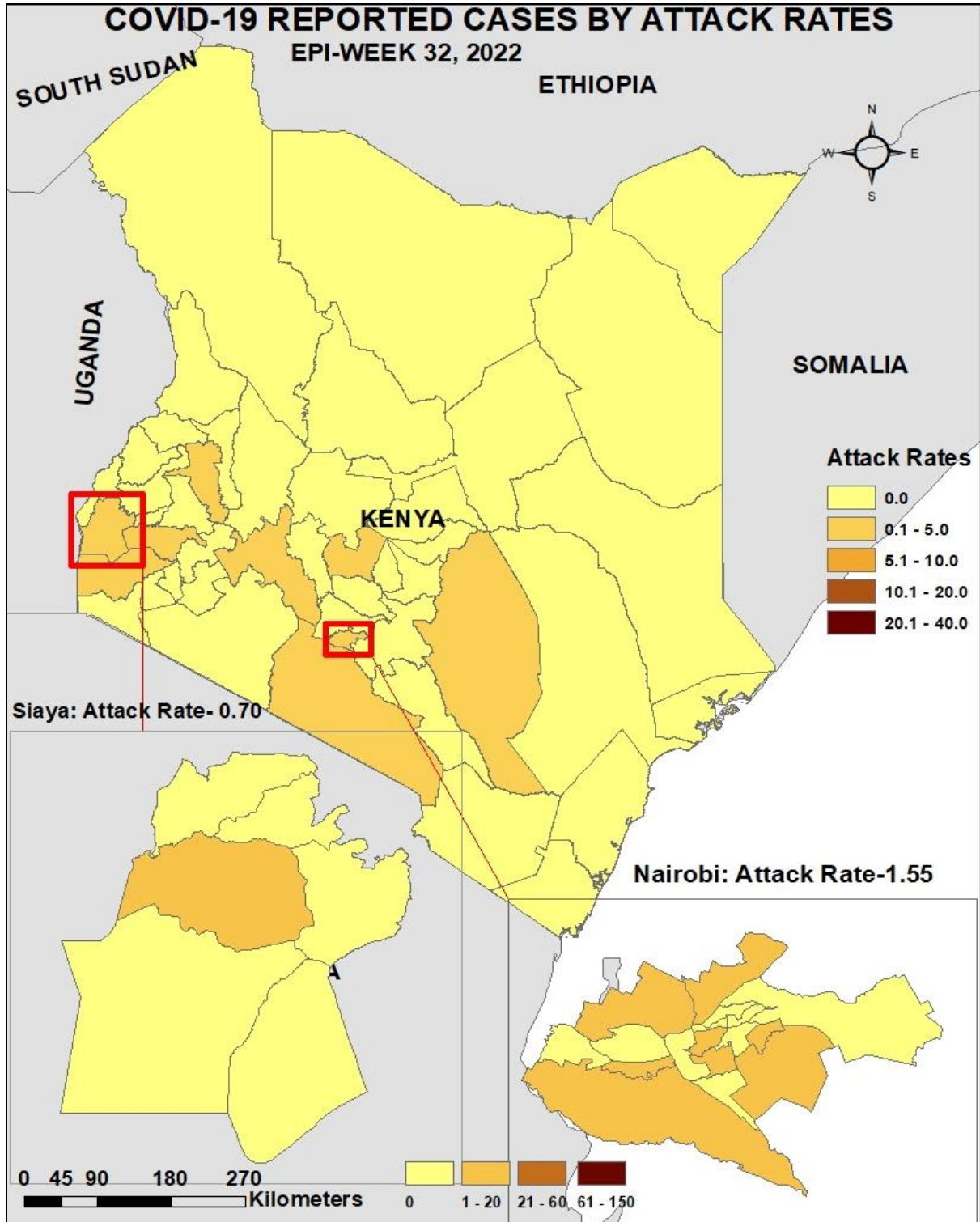


Figure 5: County Attack Rate per 100,000 Population

### 1.6 Map of Kenya showing COVID-19 caseload by County

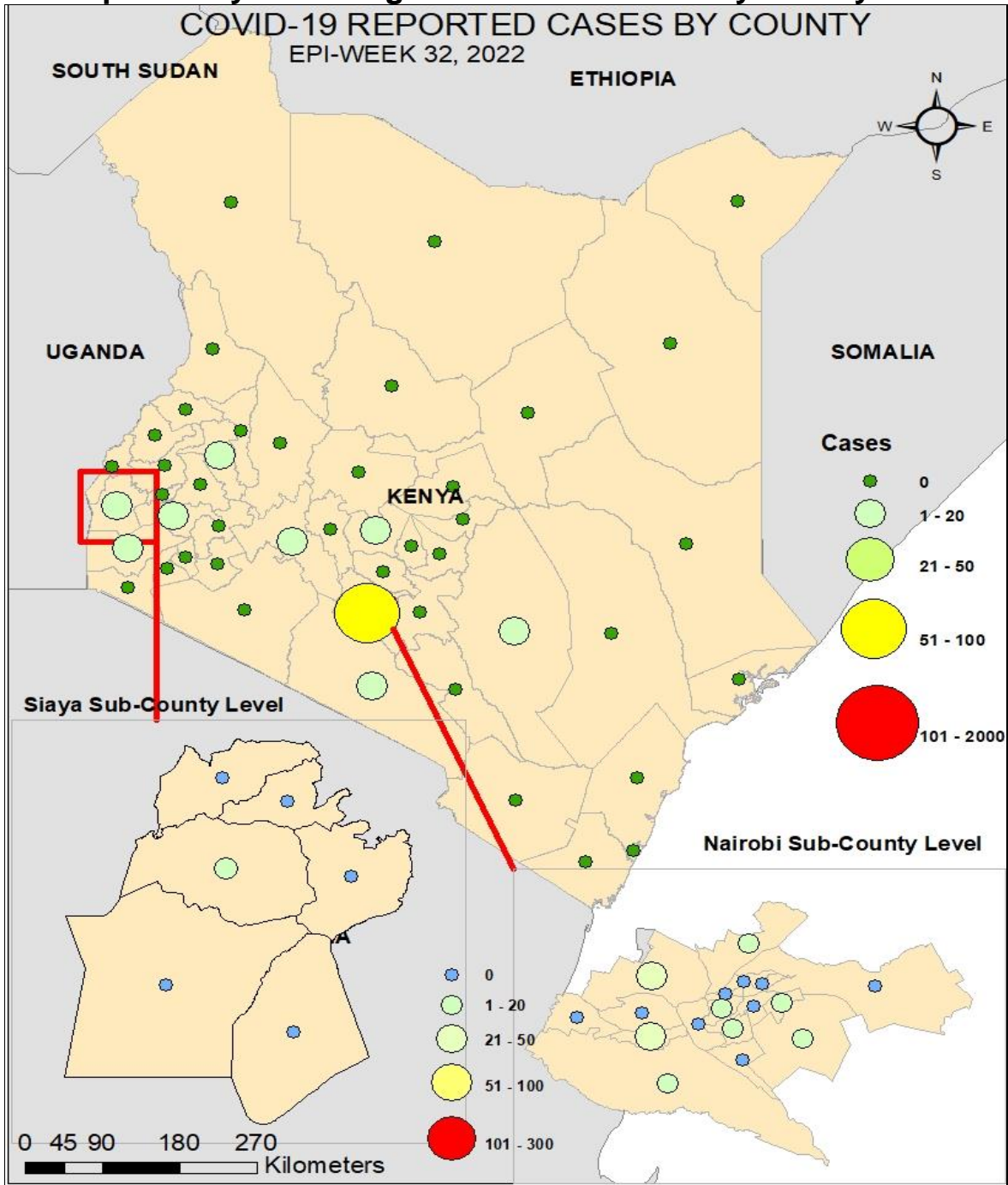


Figure 6 Case-loads by county



## 1.7 Kenya COVID-19 Vaccination Updates



**Partially vaccinated: >18yrs- 2,293,643**    **15 to <18 yrs- 884,240**    **<15yrs- 315,973**  
**Fully Vaccinated: >18yrs- 9,354,382**    **15 to <18 yrs- 503,127**    **<15yrs- 13,159**  
**Booster Doses: >18yrs- 1,072,585**

The Kenya Ministry of Health launched the National COVID-19 vaccinations on the 5<sup>th</sup> of March 2021. As of **16<sup>th</sup> August 2022**, a total of **2,293,643 persons** were vaccinated with the 1<sup>st</sup> dose, and **9,354,382 persons** were fully vaccinated.

*Table 2: Vaccine Doses Dispensed as of 16<sup>th</sup> August 2022*

Vaccine	Total doses Administered
Partially vaccinated adults	<b>2,293,643</b>
Fully vaccinated adults	<b>9,354,382</b>
Booster doses	<b>1,072,585</b>
Total doses (All Vaccines + Sputnik)	<b>20,920,745</b>
Partially Vaccinated 15- below 18 years	<b>884,240</b>
Fully Vaccinated 15- below 18 years	<b>503,127</b>
Partially Vaccinated below 15 years	<b>315,973</b>
Fully Vaccinated below 15 years	<b>13,159</b>
% of adults fully vaccinated	<b>34.3%</b>

The highest proportion of the population fully vaccinated is in Nyeri County at 53.5% and the least is Marsabit County at 10.4% (Table 3).

**Table 3: Proportion of fully Vaccinated by County, 16<sup>th</sup> August 2022**

County	Number of adults fully vaccinated	Target Population above 18 years	% of fully vaccinated adults	County	Number of adults fully vaccinated	Target Population above 18 years	% of fully vaccinated adults
Nyeri	272,731	510,028	<b>53.5%</b>	Bungoma	278,697	843,735	<b>33.0%</b>
Nairobi	1,590,581	3,052,494	<b>52.1%</b>	Nyandarua	123,953	376,776	<b>32.9%</b>
Kisumu	290,331	656,147	<b>44.2%</b>	Makueni	190,785	584,379	<b>32.6%</b>
Kakamega	433,040	982,838	<b>44.1%</b>	Kericho	165,338	508,980	<b>32.5%</b>
Siaya	234,365	536,031	<b>43.7%</b>	Meru	282,238	949,186	<b>29.7%</b>
Nyamira	141,250	341,397	<b>41.4%</b>	Elgeyo Marakwet	66,709	243,690	<b>27.4%</b>
Nakuru	514,392	1,273,265	<b>40.4%</b>	Nandi	132,395	492,652	<b>26.9%</b>
Laikipia	122,437	306,448	<b>40.0%</b>	Baringo	84,623	338,937	<b>25.0%</b>
Migori	220,169	557,657	<b>39.5%</b>	Lamu	19,626	83,433	<b>23.5%</b>
Taita Taveta	82,524	213,335	<b>38.7%</b>	Kitui	137,941	624,506	<b>22.1%</b>
Homa Bay	233,298	608,326	<b>38.4%</b>	Samburu	31,666	145,608	<b>21.7%</b>
Kirinyaga	157,250	413,708	<b>38.0%</b>	Turkana	101,686	468,878	<b>21.7%</b>
Muranga	253,283	675,364	<b>37.5%</b>	Kilifi	135,349	784,567	<b>17.3%</b>
Trans Nzoia	190,365	518,077	<b>36.7%</b>	Kwale	77,823	451,261	<b>17.2%</b>
Kiambu	593,440	1,623,545	<b>36.6%</b>	Bomet	76,522	465,963	<b>16.4%</b>
Kisii	252,944	697,445	<b>36.3%</b>	Narok	84,075	548,229	<b>15.3%</b>
Machakos	321,507	905,172	<b>35.5%</b>	West Pokot	41,517	283,727	<b>14.6%</b>
Uasin Gishu	240,988	693,570	<b>34.7%</b>	Garissa	54,232	399,358	<b>13.6%</b>
Kajiado	229,506	663,201	<b>34.6%</b>	Isiolo	17,525	133,358	<b>13.1%</b>
Vihiga	113,924	329,317	<b>34.6%</b>	Wajir	37,345	337,296	<b>11.1%</b>
Tharaka Nithi	84,943	246,699	<b>34.4%</b>	Tana River	16,590	151,051	<b>11.0%</b>
Busia	159,350	465,190	<b>34.3%</b>	Marsabit	22,884	219,170	<b>10.4%</b>
Mombasa	273,802	804,202	<b>34.0%</b>	Mandera	35,545	341,857	<b>10.4%</b>
Embu	132,898	395,980	<b>33.6%</b>	<b>Total</b>	<b>9,354,382</b>	<b>27,246,033</b>	<b>34.3%</b>

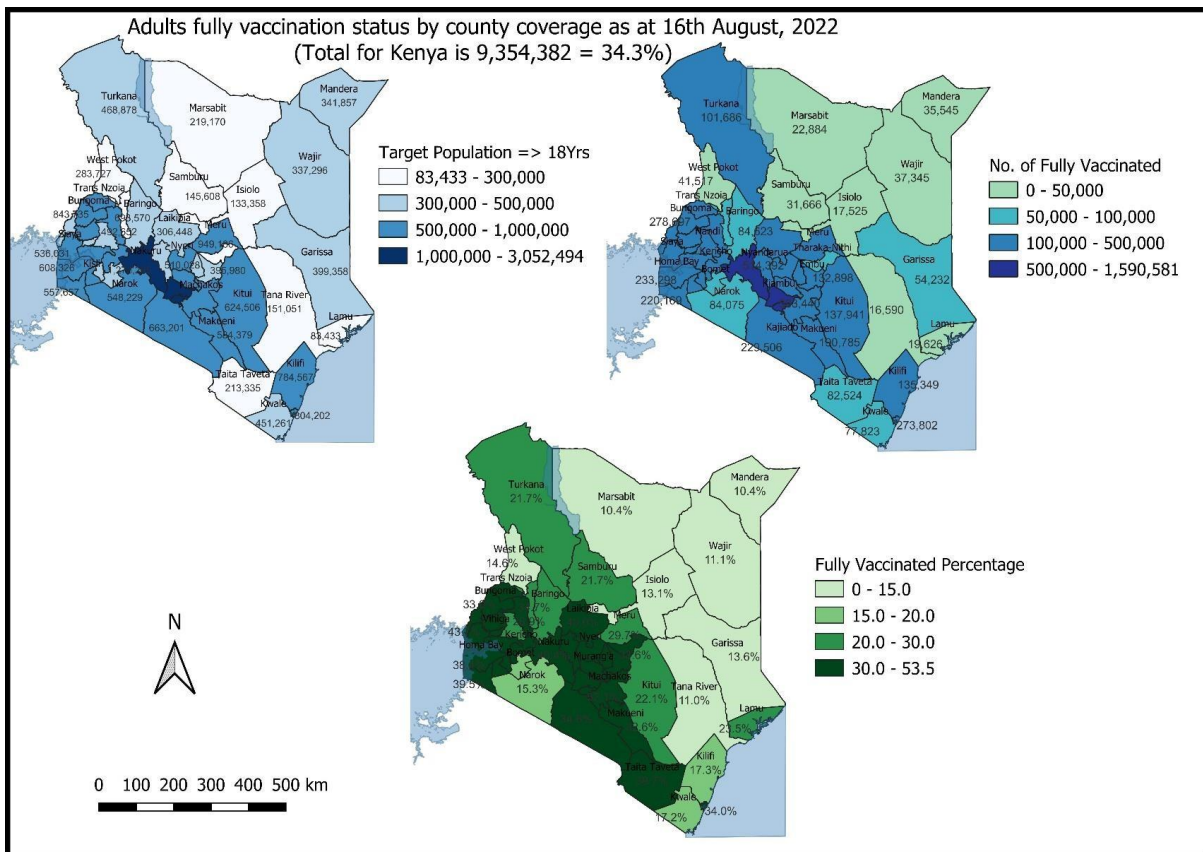


Figure 7: Adult full vaccination coverage by county

## 2.0 KEY ACTIONS

### 2.1 Coordination

- Response efforts continue to be coordinated through a whole government and multi-agency approach following Executive Order No. 2 of 2021 issued by His Excellency the President on 26<sup>th</sup> March 2021.
- The National Emergency Response Committee that was constituted following the executive order meets regularly to provide policy directions on response efforts towards the COVID-19 outbreak.
- The Public Health Emergency Operation Centre is fully activated and continues to coordinate response measures as well as provide daily situation reports informing planning.

### 2.2 Case Management and Infection Prevention & Control

- Currently, COVID-19 cases are being managed as inpatients and in home-based care
- One (1) COVID-19 case is currently admitted to the intensive care unit: zero (0) on ventilatory support, one (1) on supplemental oxygen, and zero (0) under observation.

- The IPC measures being implemented include: handwashing/sanitization, use of face masks in public transport, and social distancing in social places

### **2.3 Surveillance, laboratory, and Point of Entries**

- The Diagnostic capacity in the Country has been scaled up. A total of ninety-six (96) public and private laboratories conduct PCR tests and 472 Rapid Diagnostic Tests (RDT). Genomic sequencing is done on sampled cases to identify new variants.
- Screening of cargo vessel crew at all points of entry to detect positive individuals.

### **3.0 KEY CHALLENGES**

- Irregular reporting of COVID-19 data from counties/sub-counties to the national level
- High staff turn-over of trained personnel
- Suboptimal use of data in counties and sub-counties shared by national level for follow-up and decision making
- Inadequate resources to facilitate critical response pillars limiting response capacity in detecting, investigating, and follow-up of cases.

### **4.0 RECOMMENDATIONS AND NEXT STEPS**

- Enhanced integrated disease surveillance at all levels
- Regular submission of daily COVID-19 data to the national level by counties
- Counties are encouraged to carry out investigations and institute control measures for areas with clustering of cases.
- Dissemination and utilization of data to make informed public health decisions at all levels
- Continuous capacity building of staff on surveillance

## **Emergency Operation Centre:**

Telephone: 0729 471 414, 0732 353 535, 0800 721316(Toll Free)

COVID-19 Call centre: \*719# (short message only), 719 (Audio)

COVID-19 Dashboard: [https://khro.health.go.ke/#/covid\\_19\\_tracker](https://khro.health.go.ke/#/covid_19_tracker)

Email: [manager.eockenya@gmail.com](mailto:manager.eockenya@gmail.com)