



MINISTRY OF HEALTH

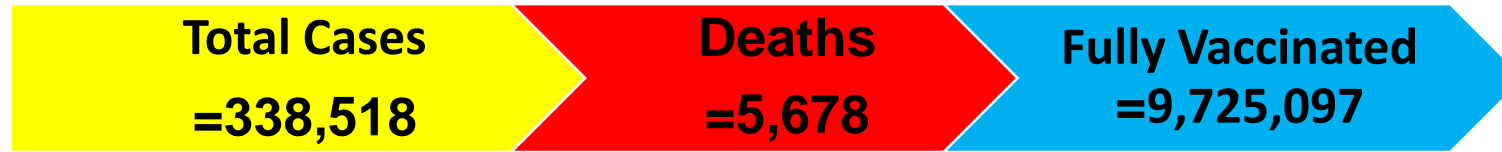
DATA AS REPORTED BY 1700 HOURS 11 October 2022

# COVID-19 OUTBREAK IN KENYA

## DAILY SITUATION REPORT – 938

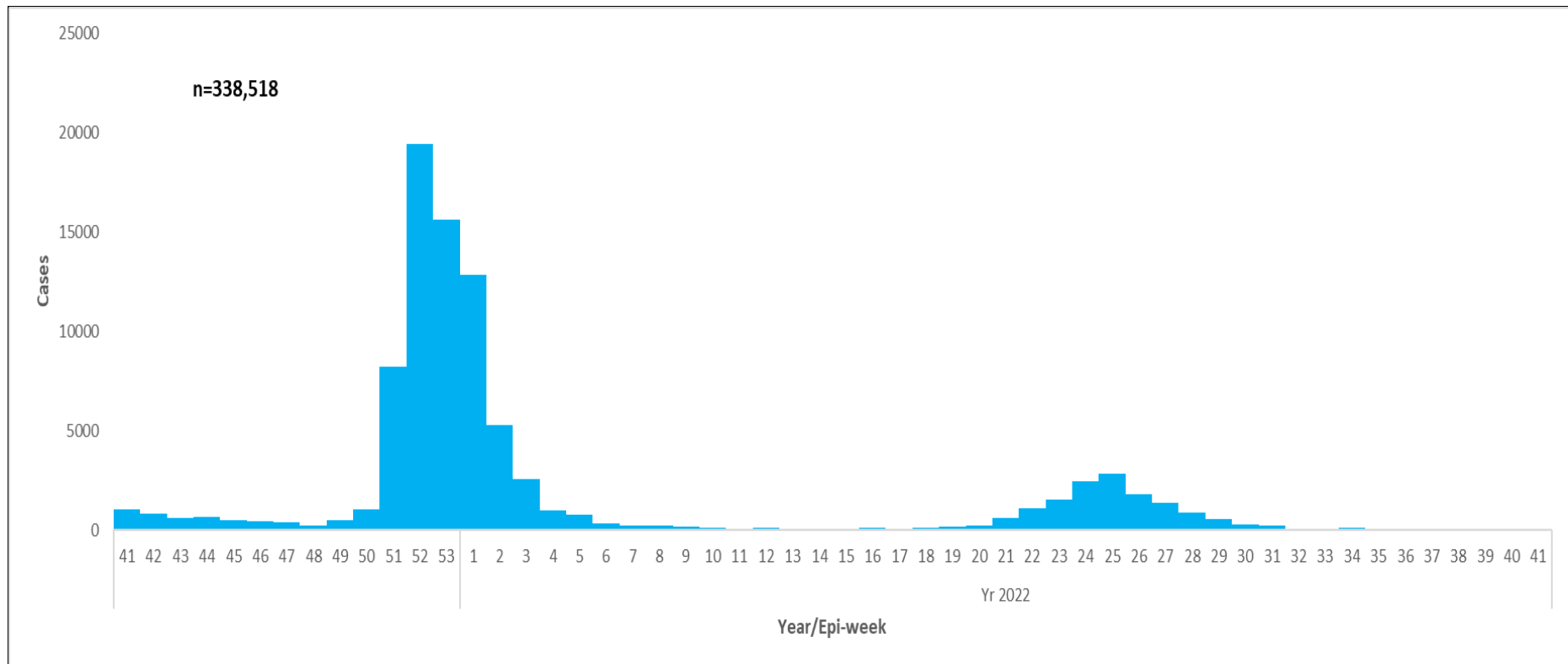
### 1. KEY HIGHLIGHTS

- 1. Twelve (12)** new confirmed COVID-19 cases were reported in the last 24 hours bringing the total number of confirmed cases in Kenya to **338,518 cases** as of **11<sup>th</sup> October 2022**. The counties reporting new cases are **Nairobi (11) and Mombasa (1)**.
- 2. Zero (0) deaths have been reported in the last 24 hours.** The total number of cumulative deaths reported since the beginning of the outbreak is **5678, case fatality rate (CFR) is 1.7%**
- 3. All 47 counties** have cumulatively reported cases as follows: Nairobi (140,049), Kiambu (21,224), Mombasa (18,222), Nakuru (17,613), Uasin Gishu (10,860), Kisumu (7,952), Machakos (7,709), Kajiado (7,687), Kilifi (7,395), Siaya (7,119), Busia (6,622), Nyeri (6,187), Kericho (5,964), Kitui (5,248), Murang'a (4,654), Kakamega (4,252), Meru (4,142), Kisii (3,761), Bungoma (3,382), Migori (3,363), Laikipia (3,306), Makueni (3,102), Nyandarua (3,032), Garissa (2,758), Turkana (2,714), Embu (2,688), Trans Nzoia (2,443), Nandi (2,361), Kirinyaga (2,322), Homa Bay (2,157), Nyamira (2,116), Taita Taveta (2,060), Baringo (1,697), Bomet (1,692), Narok (1,395), Kwale (1,369), Tharaka Nithi (1,256), Vihiga (1,097), Marsabit (997), West Pokot (891), Lamu (779), Isiolo (776), Elgeyo Marakwet (532), Tana River (469), Mandera (468), Samburu (328), and Wajir (300).
- 4. In epi-week 39, 2022, Nairobi City and Kilifi** Counties had the highest attack rates of COVID-19 at **0.91** and **0.27** per **100,000** population respectively when compared to the national attack rate of **0.11/100,000** for the same epi-week.
- 5. In the last 24 hours, 803 samples** were tested across various laboratories of which **twelve (12)** samples turned positive for COVID-19, a positivity rate of **1.5%**. Cumulatively, **3,896,588 tests** have been conducted.
- 6. In the last 24 hours, 0 COVID-19 patients (Health Facility: 0, HBIC: 0)** recovered and were discharged, bringing the total number of recoveries and discharges to **332,810 (Facility: 53,626, HBIC: 279,184)**.



### 1.1 Epidemiology

Since 13<sup>th</sup> March 2020 when the first case was confirmed in Kenya, a total of **338,518** confirmed cases and **5,678** deaths (CFR **1.7%**) have been line-listed. **Figure 1 and 2** below shows trends of cases and deaths for the last one year.



**Figure 1: Trends of COVID-19 outbreak in Kenya in the last one year**

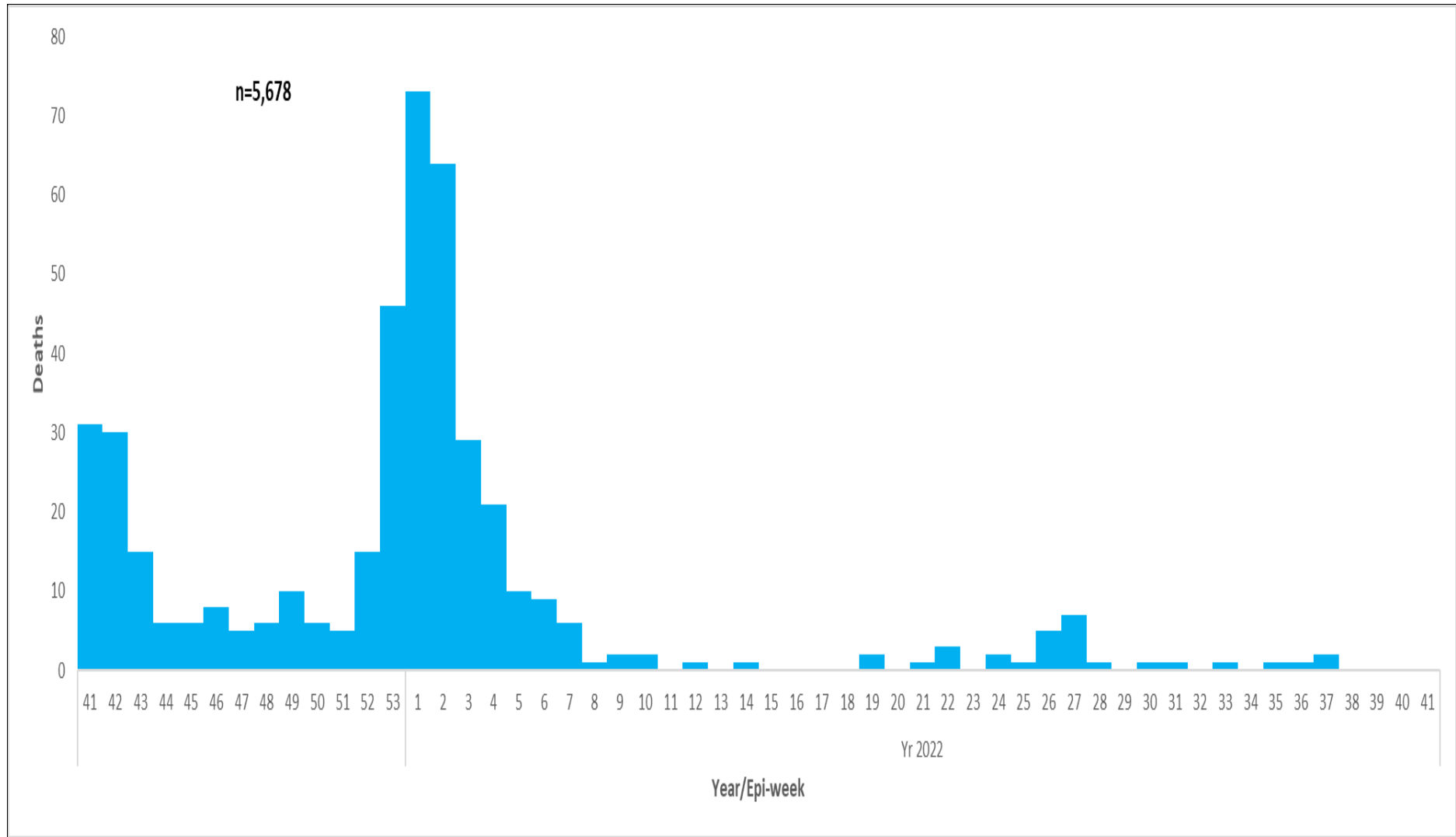


Figure 2: Trends of COVID-19 deaths in Kenya in the last one year

## 1.2 Laboratory testing

WHO recommends that one of the indicators that the pandemic is under control, is when < 5% of samples tested are positive for COVID-19 for the past 2 weeks, assuming that surveillance for suspected cases is comprehensive and the testing rate of suspect cases, is optimum at least 1/1000 population/week. The laboratory test rate currently stands at **81922.5** samples per 1,000,000 people. Figure 3 shows the weekly testing rate/1000 population/week for the last year.

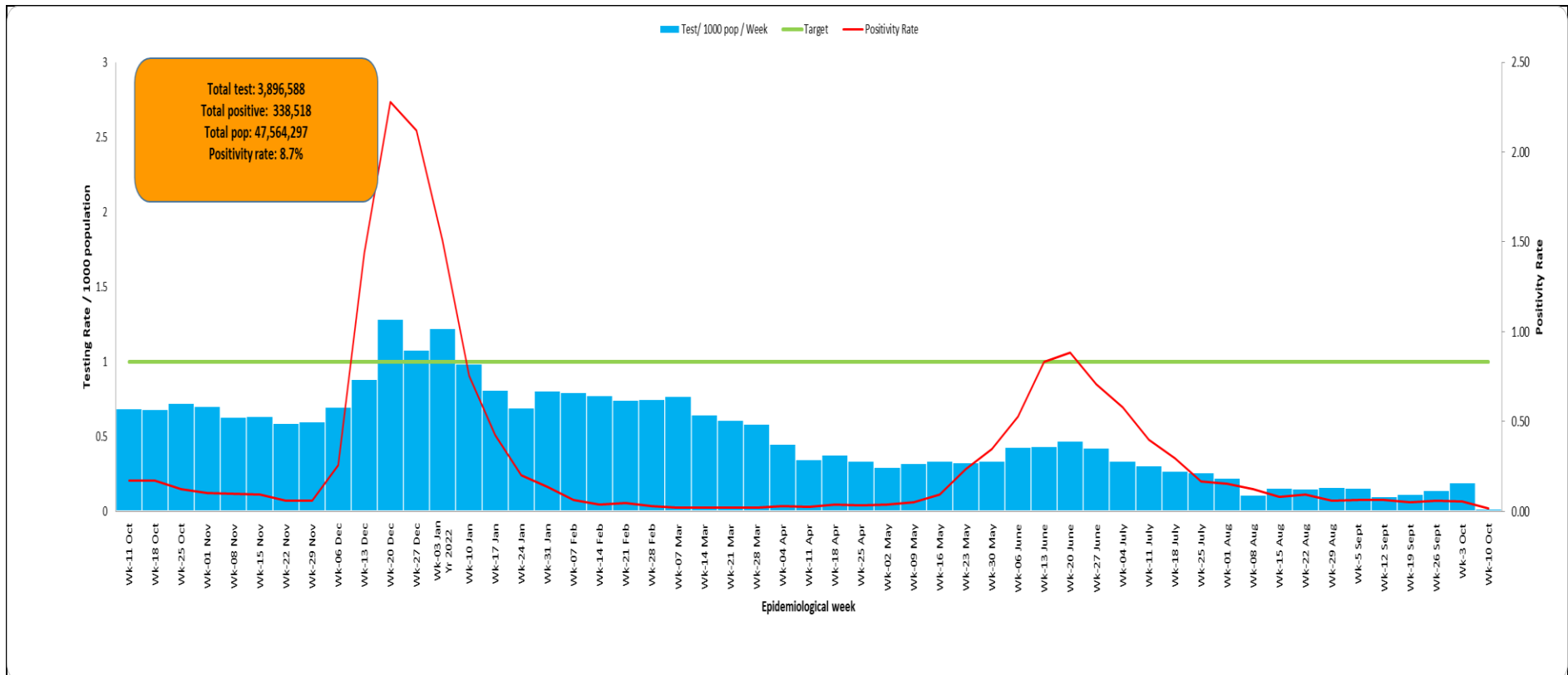


Figure 3: Laboratory Tests Conducted by Date Results were Shared

### 1.3 Age and Sex Distribution of COVID Confirmed Cases and Deaths

A total of **190,482 (56%)** of the cumulative cases are males and **148,035 (44%)** are females. Most cases, **87,250 (26%)** are in the age group of **30-39 years**. Of the **5678** cumulative deaths, **3,611 (64%)** are males and **2,067 (36%)** are females.

Figure 4 below shows the age and sex distribution of COVID-19 cases by the outcome.

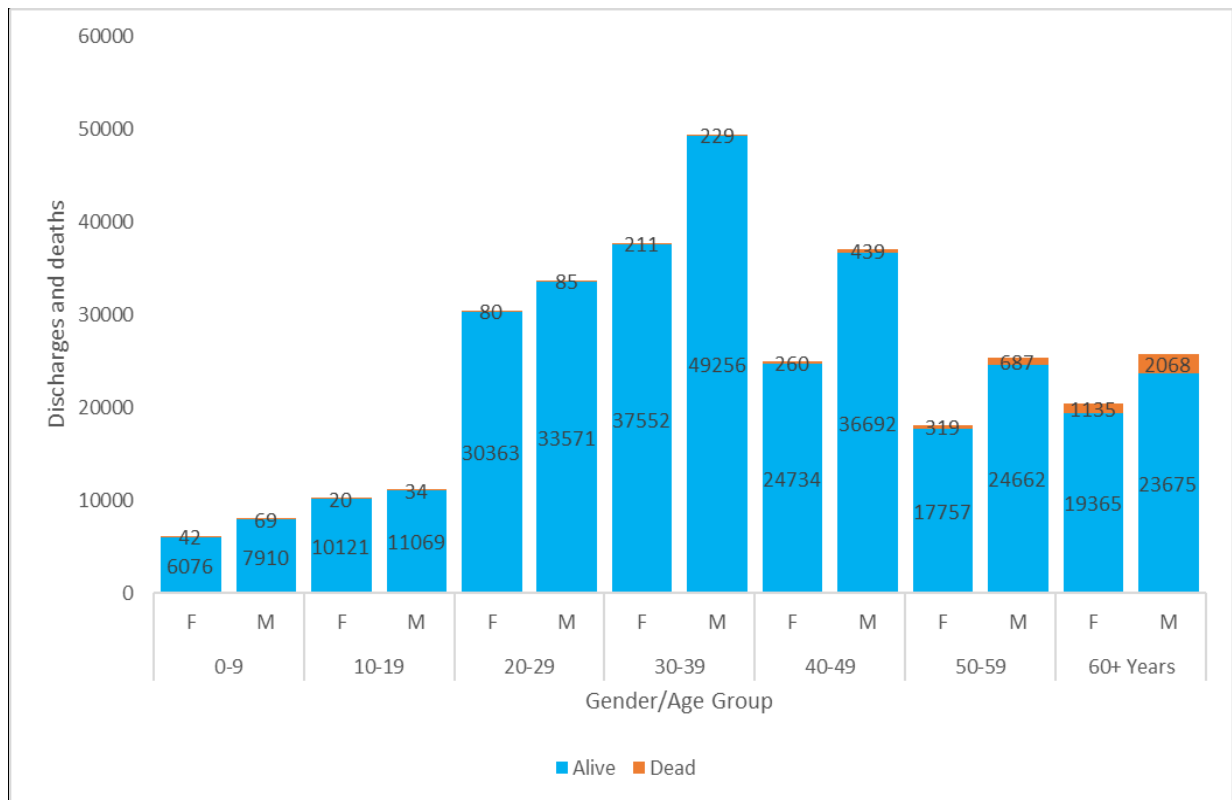


Figure 4: Age and Sex Distribution of COVID-19 Cases by the outcome in Kenya

### 1.4 Distribution of Confirmed COVID-19 Cases and Deaths by County of Diagnosis

Of the **338,518** cumulative cases, **140,049 (41.4%)** are from **Nairobi** County followed by **Kiambu** County with **21,224 (6.3%)**, while **Wajir** County recorded the lowest number of cases, **300 (0.09%)** as shown in Table 1.

Table 1: Distribution of confirmed COVID-19 Cases and deaths by County of Diagnosis

County	Population	Covid-19 Cases	Attack Rates	Deaths	CFR
Nairobi	4397073	140049	3185.05	1558	1.11
Kiambu	2417735	21224	877.85	552	2.60
Mombasa	1208333	18222	1508.03	337	1.85

County	Population	Covid-19 Cases	Attack Rates	Deaths	CFR
Nakuru	2162202	17613	814.59	541	3.07
Uasin Gishu	1163186	10860	933.64	243	2.24
Kisumu	1155574	7952	688.14	85	1.07
Machakos	1421932	7709	542.15	194	2.52
Kajiado	1117840	7687	687.67	77	1.00
Kilifi	1453787	7397	508.81	35	0.47
Siaya	993183	7119	716.79	120	1.69
Busia	893681	6622	740.98	53	0.80
Nyeri	759164	6187	814.98	176	2.84
Kericho	901777	5964	661.36	68	1.14
Kitui	1136187	5248	461.90	111	2.12
Murang'a	1056640	4652	440.26	230	4.94
Kakamega	1867579	4252	227.67	119	2.80
Meru	1545714	4142	267.97	114	2.75
Kisii	1266860	3761	296.88	112	2.98
Bungoma	1670570	3382	202.45	5	0.15
Migori	1116436	3363	301.23	62	1.84
Laikipia	518560	3306	637.53	26	0.79
Makueni	987653	3102	314.08	101	3.26
Nyandarua	638289	3032	475.02	67	2.21
Garissa	841353	2758	327.81	98	3.55
Turkana	926976	2714	292.78	24	0.88
Embu	608599	2688	441.67	62	2.31
Trans Nzoia	990341	2443	246.68	9	0.37
Nandi	885711	2361	266.57	34	1.44
Kirinyaga	610411	2322	380.40	76	3.27
Homa Bay	1131950	2156	190.47	100	4.64
Nyamira	605576	2116	349.42	18	0.85
Taita Taveta	340671	2060	604.69	42	2.04
Baringo	666763	1697	254.51	14	0.82
Bomet	875689	1692	193.22	29	1.71
Narok	1157873	1395	120.48	24	1.72
Kwale	866820	1369	157.93	11	0.80
Tharaka Nithi	393177	1256	319.45	8	0.64
Vihiga	590013	1097	185.93	30	2.73
Marsabit	459785	997	216.84	2	0.20
West Pokot	621241	891	143.42	1	0.11
Lamu	143920	779	541.27	13	1.67
Isiolo	268002	776	289.55	43	5.54
Elgeyo Marakwet	454480	532	117.06	10	1.88
Tana River	315943	469	148.44	1	0.21
Mandera	867457	468	53.95	36	7.69
Samburu	310327	328	105.69	1	0.30
Wajir	781263	300	38.40	6	2.00

### 1.5 Map of Kenya showing COVID-19 attack rate and by County per 100,000 population

In **epi-week 39**, **Nairobi City** County recorded the highest attack rate of **0.91** followed by **Kilifi** County at **0.27** per 100,000 population (Figure 5).

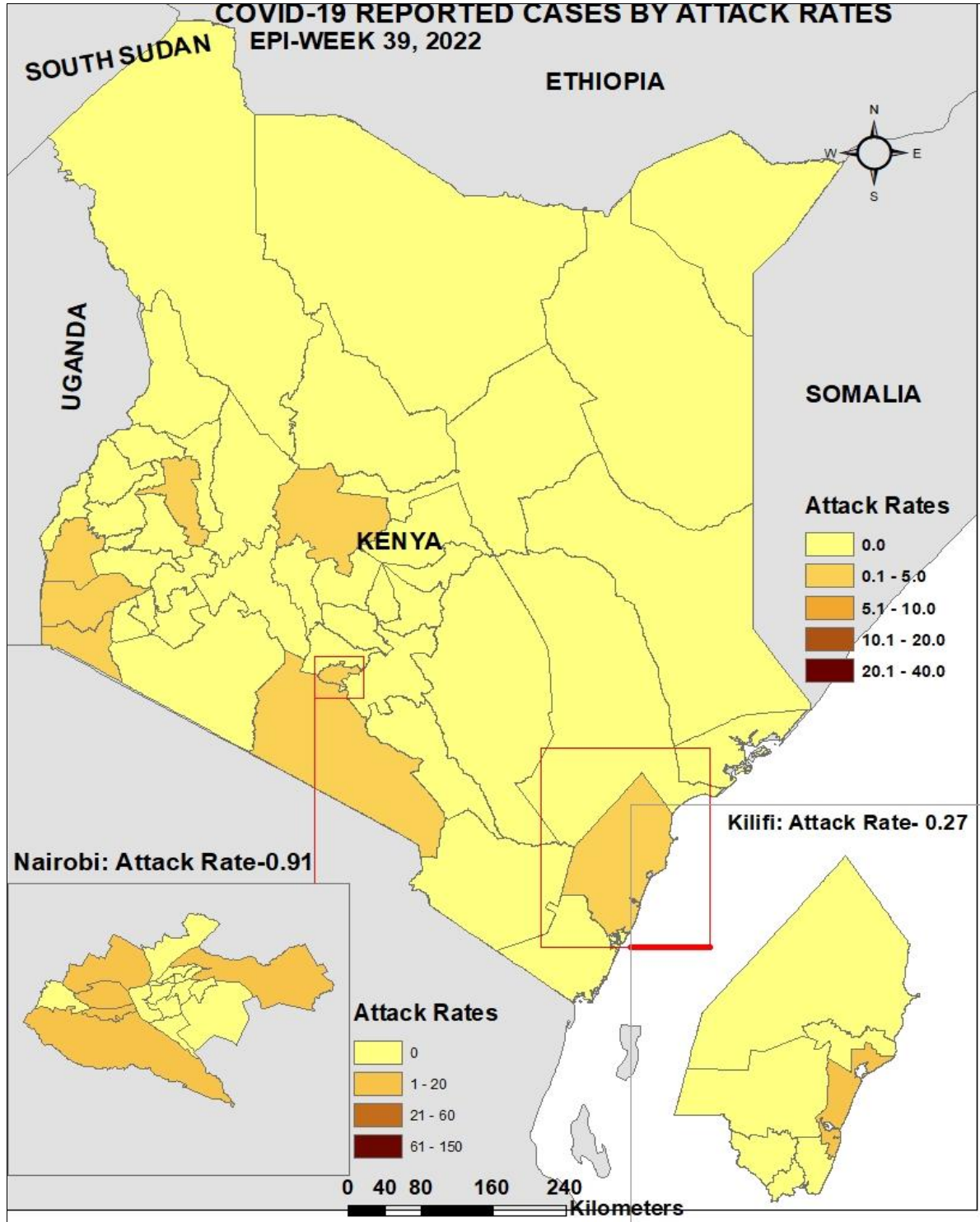


Figure 5: County Attack Rate per 100,000 Population



### 1.6 Map of Kenya showing COVID-19 caseload by County

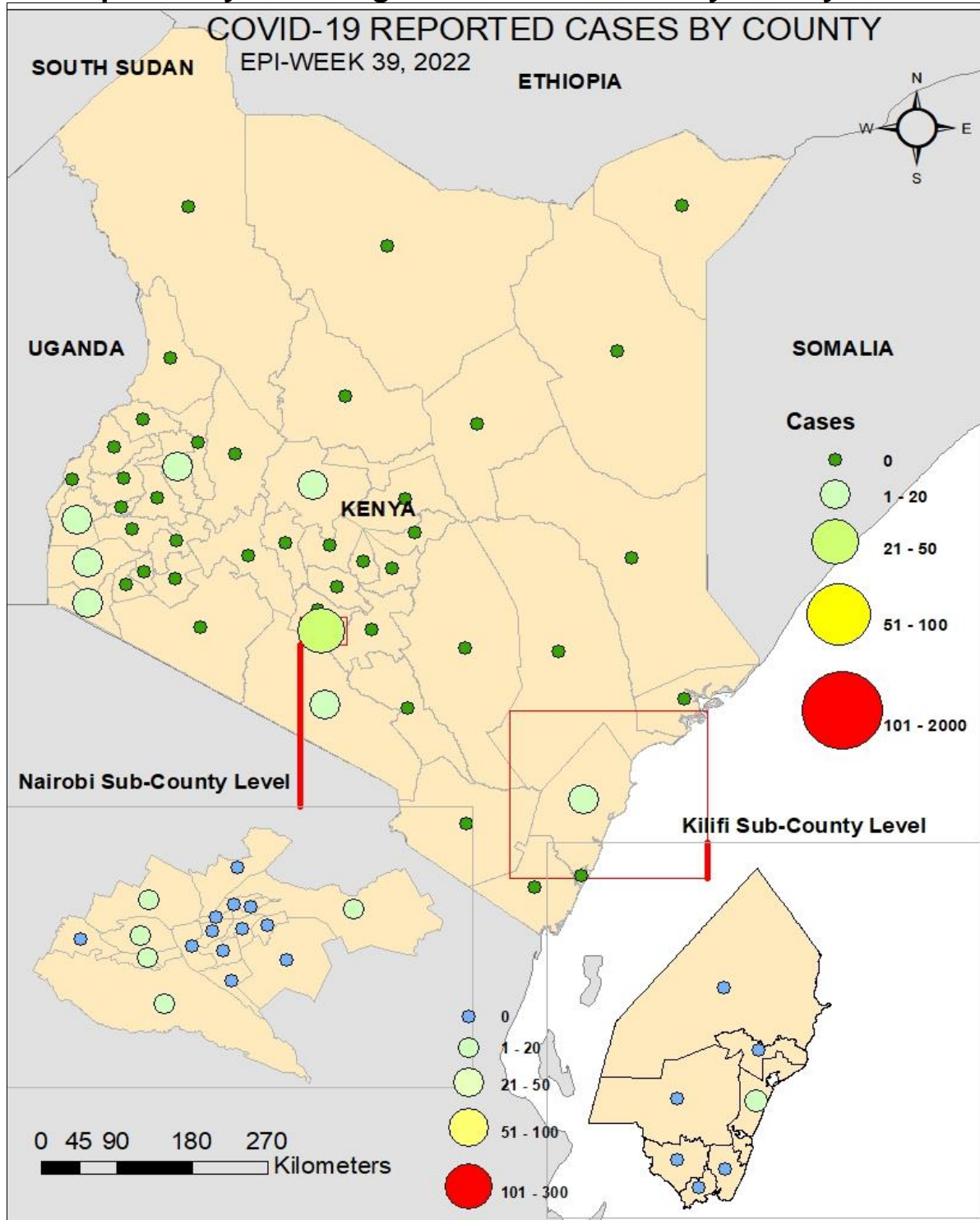


Figure 6 Case-loads by county



## 1.7 Kenya COVID-19 Vaccination Updates



**Partially vaccinated: >18yrs - 2,187,082**

**Fully Vaccinated: >18yrs - 9,725,097**

**Booster Doses: >18yrs - 1,421,949**

**12 to <18 yrs - 1,229,993**

**12 to <18 yrs – 735,581**

The Kenya Ministry of Health launched the National COVID-19 vaccinations on the 5<sup>th</sup> of March 2021. As of **9<sup>th</sup> October 2022**, a total of **2,187,082 persons** were vaccinated with the 1<sup>st</sup> dose, and **9,725,097 persons** were fully vaccinated.

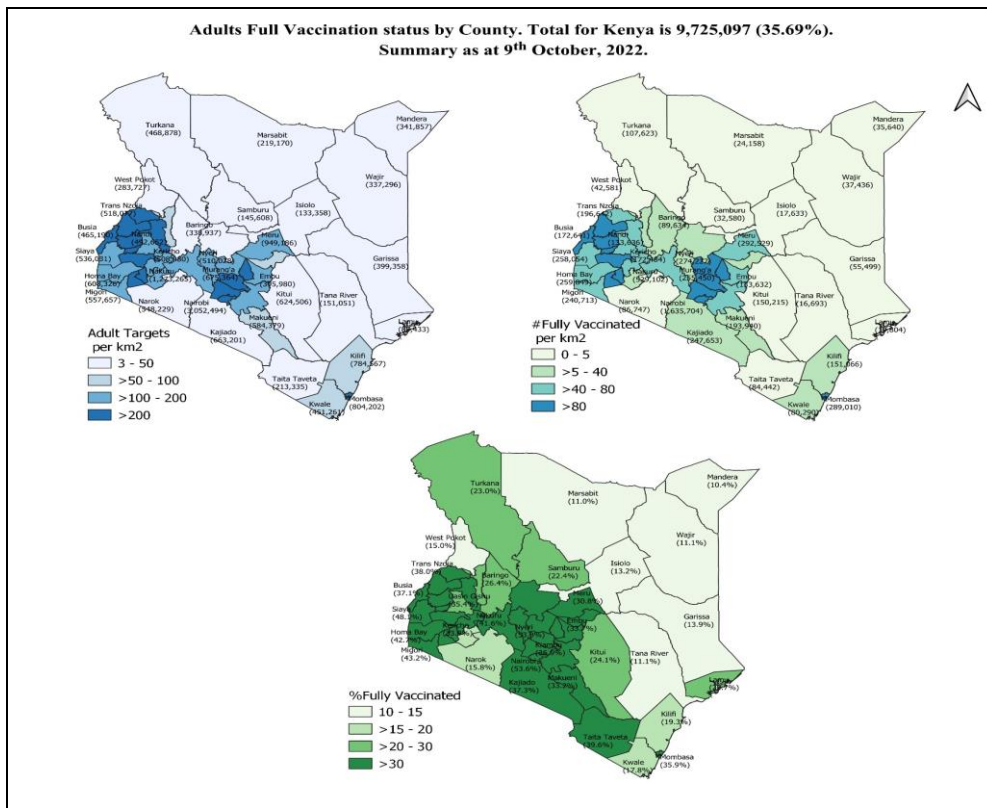
*Table 2: Vaccine Doses Dispensed as of 9<sup>th</sup> October 2022*

Vaccine	Total doses Administered
Partially vaccinated adults	2,187,082
Fully vaccinated adults	9,725,097
Booster doses	1,421,949
Total doses (All Vaccines + Sputnik)	22,207,034
Partially Vaccinated 12 to <18 years	1,229,993
Fully Vaccinated 12 to <18 years	735,581
% of adults fully vaccinated	35.7%
% of children fully vaccinated (12 to <18 years)	9.3%

The highest proportion of the adult population fully vaccinated is in **Nyeri County** at **53.8%** and the least is in **Mandera County** at **10.4%** (Table 3).

*Table 3: Proportion of Adults fully Vaccinated by County, 9<sup>th</sup> October 2022*

County	Number of adults fully vaccinated	Target Population above 18 years	% of fully vaccinated adults	County	Number of adults fully vaccinated	Target Population above 18 years	% of fully vaccinated adults
Nyeri	274,227	510,028	<b>53.8%</b>	Kericho	172,484	508,980	<b>33.9%</b>
Nairobi	1,635,704	3,052,494	<b>53.6%</b>	Embu	133,632	395,980	<b>33.7%</b>
Kisumu	317,303	656,147	<b>48.4%</b>	Nyandarua	126,852	376,776	<b>33.7%</b>
Siaya	258,054	536,031	<b>48.1%</b>	Makueni	193,940	584,379	<b>33.2%</b>
Kakamega	449,286	982,838	<b>45.7%</b>	Meru	292,529	949,186	<b>30.8%</b>
Nyamira	153,490	341,397	<b>45.0%</b>	Elgeyo Marakwet	67,416	243,690	<b>27.7%</b>
Migori	240,713	557,657	<b>43.2%</b>	Nandi	133,636	492,652	<b>27.1%</b>
Homa Bay	259,849	608,326	<b>42.7%</b>	Baringo	89,634	338,937	<b>26.4%</b>
Nakuru	529,102	1,273,265	<b>41.6%</b>	Kitui	150,215	624,506	<b>24.1%</b>
Laikipia	124,547	306,448	<b>40.6%</b>	Lamu	19,804	83,433	<b>23.7%</b>
Taita Taveta	84,442	213,335	<b>39.6%</b>	Turkana	107,623	468,878	<b>23.0%</b>
Kisii	270,006	697,445	<b>38.7%</b>	Samburu	32,580	145,608	<b>22.4%</b>
Kirinyaga	157,936	413,708	<b>38.2%</b>	Kilifi	151,066	784,567	<b>19.3%</b>
Trans Nzoia	196,642	518,077	<b>38.0%</b>	Kwale	80,290	451,261	<b>17.8%</b>
Muranga	255,450	675,364	<b>37.8%</b>	Bomet	77,074	465,963	<b>16.5%</b>
Kajiado	247,653	663,201	<b>37.3%</b>	Narok	86,747	548,229	<b>15.8%</b>
Busia	172,641	465,190	<b>37.1%</b>	West Pokot	42,581	283,727	<b>15.0%</b>
Kiambu	598,283	1,623,545	<b>36.9%</b>	Garissa	55,499	399,358	<b>13.9%</b>
Machakos	328,182	905,172	<b>36.3%</b>	Isiolo	17,633	133,358	<b>13.2%</b>
Mombasa	289,010	804,202	<b>35.9%</b>	Wajir	37,436	337,296	<b>11.1%</b>
Uasin Gishu	245,470	693,570	<b>35.4%</b>	Tana River	16,693	151,051	<b>11.1%</b>
Tharaka Nithi	86,311	246,699	<b>35.0%</b>	Marsabit	24,158	219,170	<b>11.0%</b>
Vihiga	114,155	329,317	<b>34.7%</b>	Mandera	35,640	341,857	<b>10.4%</b>
Bungoma	291,479	843,735	<b>34.5%</b>	<b>Total</b>	<b>9,725,097</b>	<b>27,246,033</b>	<b>35.7%</b>



**Figure 7: Adult full vaccination coverage by county**

## 2.0 KEY ACTIONS

### 2.1 Coordination

- Response efforts continue to be coordinated through a whole government and multi-agency approach following Executive Order No. 2 of 2021 issued by His Excellency the President on 26<sup>th</sup> March 2021.
- The National Emergency Response Committee that was constituted following the executive order meets regularly to provide policy directions on response efforts towards the COVID-19 outbreak.
- The Public Health Emergency Operation Centre is fully activated and continues to coordinate response measures as well as provide daily situation reports informing planning.

### 2.2 Case Management and Infection Prevention & Control

- Currently, COVID-19 cases are being managed as inpatients and in home-based care

- Zero (0) COVID-19 cases are currently admitted to the intensive care unit: zero (0) on ventilatory support, zero (0) on supplemental oxygen, and zero (0) under observation.
- The IPC measures being implemented include: handwashing/sanitization, use of face masks in public transport, and social distancing in social places

### **2.3 Surveillance, laboratory, and Point of Entries**

- The Diagnostic capacity in the Country has been scaled up. A total of ninety-six (96) public and private laboratories conduct PCR tests and 472 Rapid Diagnostic Tests (RDT). Genomic sequencing is done on sampled cases to identify new variants.
- Screening of cargo vessel crew at all points of entry to detect positive individuals.

### **3.0 KEY CHALLENGES**

- Irregular reporting of COVID-19 data from counties/sub-counties to the national level
- High staff turn-over of trained personnel
- Suboptimal use of data in counties and sub-counties shared by national level for follow-up and decision making
- Inadequate resources to facilitate critical response pillars limiting response capacity in detecting, investigating, and follow-up of cases.

### **4.0 RECOMMENDATIONS AND NEXT STEPS**

- Enhanced integrated disease surveillance at all levels
- Regular submission of daily COVID-19 data to the national level by counties
- Counties are encouraged to carry out investigations and institute control measures for areas with clustering of cases.
- Dissemination and utilization of data to make informed public health decisions at all levels
- Continuous capacity building of staff on surveillance

## **Emergency Operation Centre:**

Telephone: 0729 471 414, 0732 353 535, 0800 721316(Toll Free)

COVID-19 Call centre: \*719# (short message only), 719 (Audio)

COVID-19 Dashboard: [https://khro.health.go.ke/#/covid\\_19\\_tracker](https://khro.health.go.ke/#/covid_19_tracker)

Email: [manager.eockenya@gmail.com](mailto:manager.eockenya@gmail.com)