



MINISTRY OF HEALTH

DATA AS REPORTED BY 1700 HOURS 7 November 2022

# COVID-19 OUTBREAK IN KENYA

## DAILY SITUATION REPORT – 965

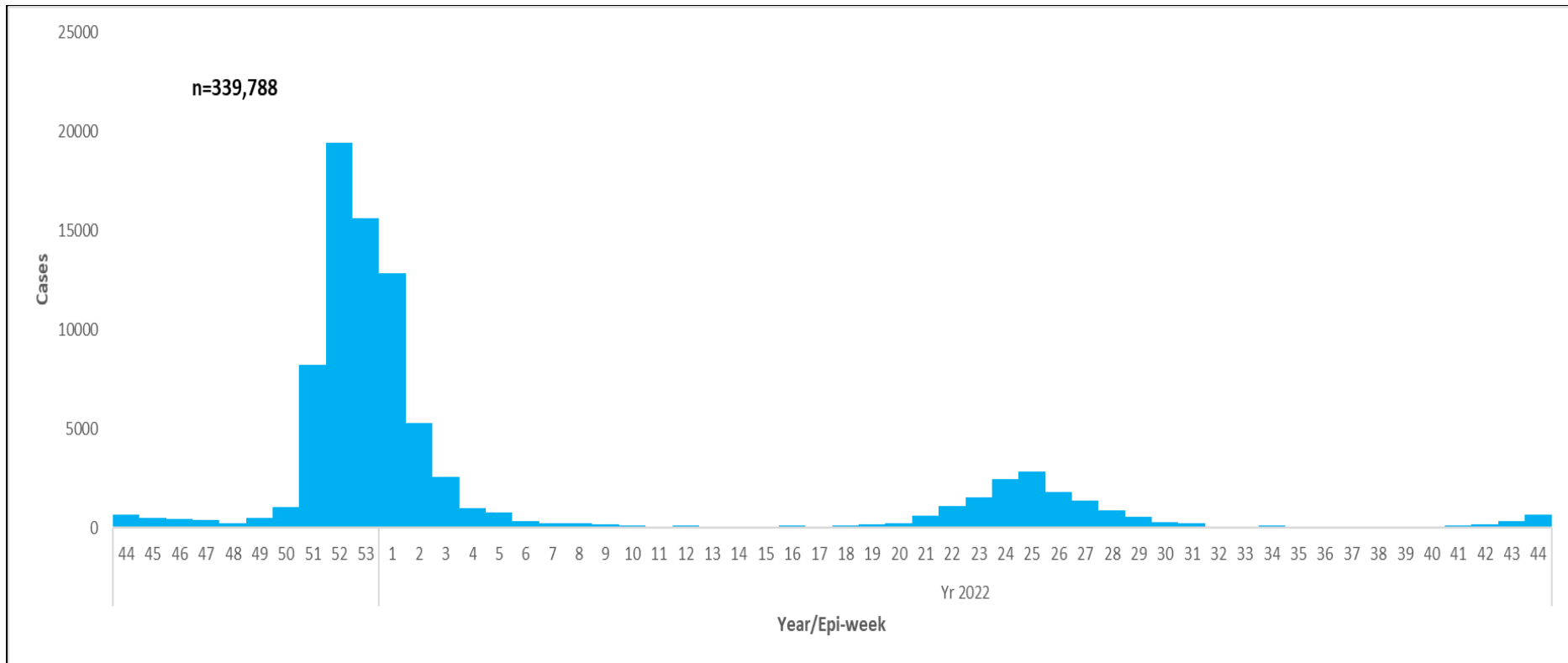
### 1. KEY HIGHLIGHTS

- Thirty-two (32)** new confirmed COVID-19 cases were reported in the last 24 hours bringing the total number of confirmed cases in Kenya to **339,788 cases** as of **7<sup>th</sup> November 2022**. The counties reporting new cases are **Nairobi (23), Kilifi (5), and Kiambu (4)**.
- Zero (0) deaths have been reported in the last 24 hours**. The total number of cumulative deaths reported since the beginning of the outbreak is **5678**, **case fatality rate (CFR) is 1.7%**
- All **47 counties** have cumulatively reported cases as follows: Nairobi (141,092), Kiambu (21,258), Mombasa (18,260), Nakuru (17,625), Uasin Gishu (10,871), Kisumu (7,957), Machakos (7,710), Kajiado (7,688), Kilifi (7,437), Siaya (7,134), Busia (6,624), Nyeri (6,191), Kericho (5,965), Kitui (5,248), Murang'a (4,655), Kakamega (4,253), Meru (4,144), Kisii (3,762), Bungoma (3,382), Migori (3,365), Laikipia (3,308), Makueni (3,102), Nyandarua (3,032), Garissa (2,767), Turkana (2,728), Embu (2,689), Trans Nzoia (2,443), Nandi (2,361), Kirinyaga (2,322), Homa Bay (2,159), Nyamira (2,116), Taita Taveta (2,060), Baringo (1,697), Bomet (1,692), Narok (1,395), Kwale (1,379), Tharaka Nithi (1,256), Vihiga (1,097), Marsabit (997), West Pokot (892), Lamu (787), Isiolo (777), Elgeyo Marakwet (532), Tana River (469), Mandera (469), Samburu (328), and Wajir (300).
- In epi-week **43, 2022**, **Nairobi City** and **Kilifi** Counties had the highest attack rates of COVID-19 at **6.8** and **1.7** per **100,000** population respectively, when compared to the national attack rate of **0.8/100,000** for the same epi-week.
- In the last 24 hours, **344 samples** were tested across various laboratories, of which **thirty-two (32)** samples turned positive for COVID-19, a positivity rate of **9.3%**. Cumulatively, **3,924,756 tests** have been conducted.
- In the last 24 hours, **66** COVID-19 patients (**Health Facility: 0, HBIC: 66**) recovered and were discharged, bringing the total number of recoveries and discharges to **333,358**  
(**Facility: 53,620, HBIC: 279,738**).



### 1.1 Epidemiology

Since 13<sup>th</sup> March 2020, when the first case was confirmed in Kenya, **339,788** confirmed cases and **5,678** deaths (**CFR 1.7%**) have been line-listed. **Figures 1 and 2** below show trends of cases and deaths for the last year.



**Figure 1: Trends of COVID-19 outbreak in Kenya in the last one year**

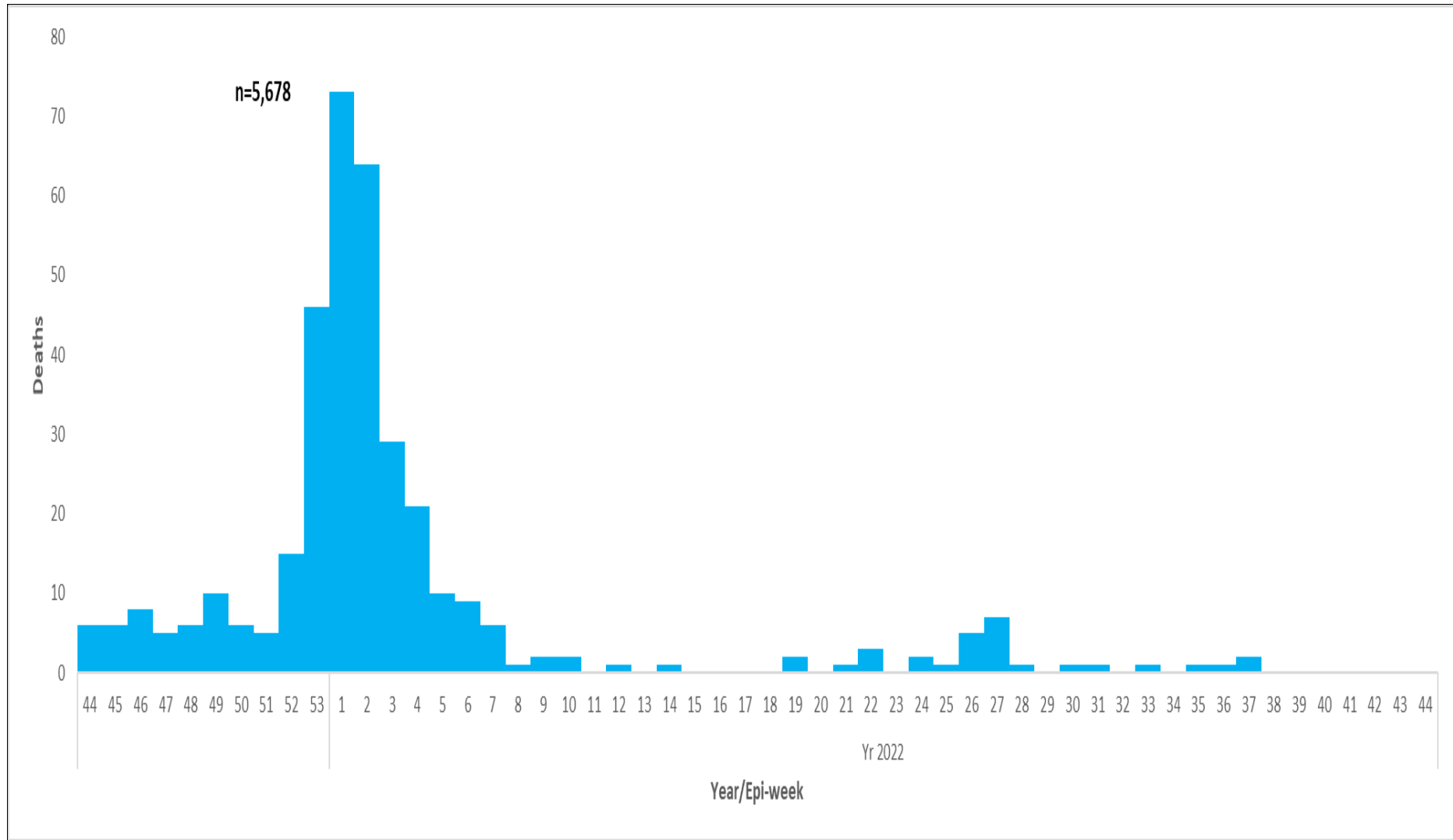


Figure 2: Trends of COVID-19 deaths in Kenya in the last one year

## 1.2 Laboratory testing

WHO recommends that one of the indicators that the pandemic is under control, is when < 5% of samples tested are positive for COVID-19 for the past 2 weeks, assuming that surveillance for suspected cases is comprehensive and the testing rate of suspect cases, is optimum at least 1/1000 population/week. The laboratory test rate currently stands at **82514.8** samples per 1,000,000 people. Figure 3 shows the weekly testing rate/1000 population/week for the last year.

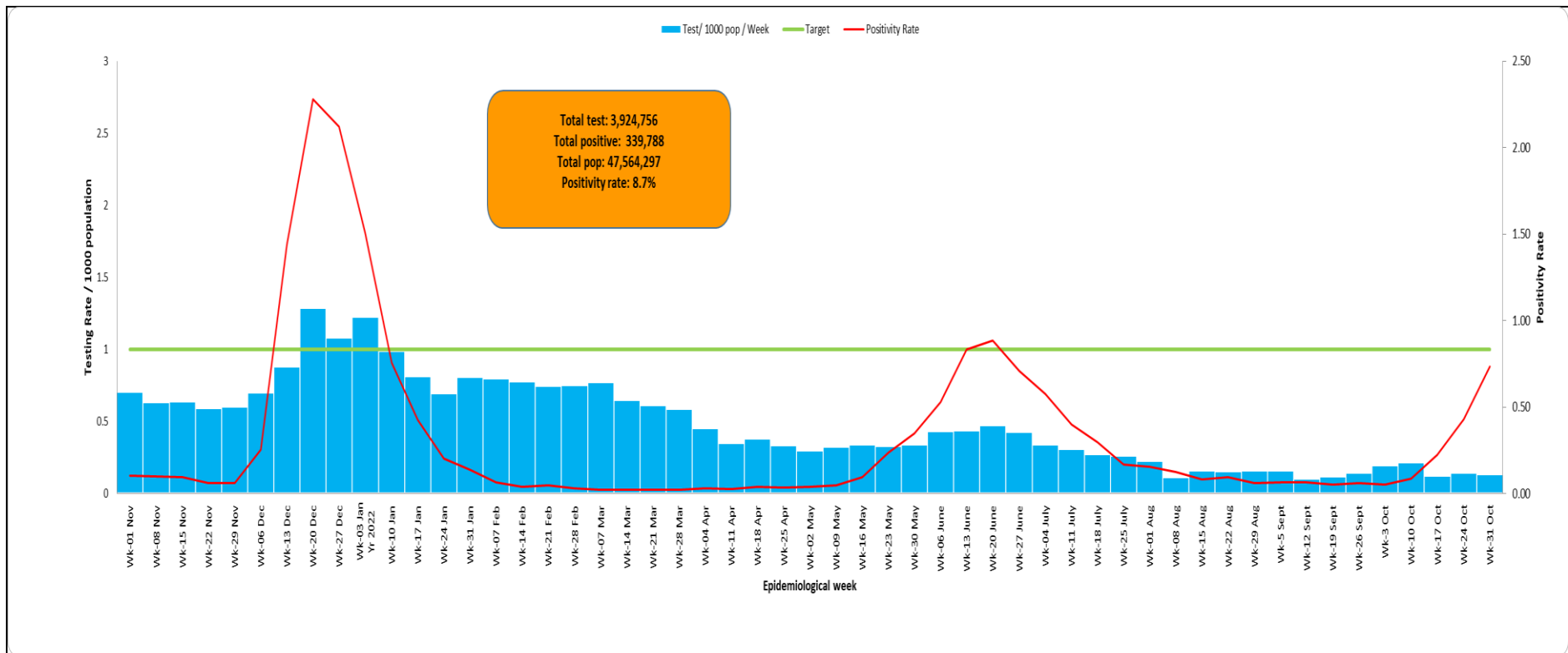


Figure 3: Laboratory Tests Conducted by Date Results were Shared

### 1.3 Age and Sex Distribution of Confirmed COVID-19 Cases and Deaths

A total of **191,191 (56%)** of the cumulative cases are males, while **148,596 (44%)** are females. Most cases, **87,625 (26%)** are in the age group of **30-39 years**. Of the **5678** cumulative deaths, **3,611 (64%)** are males and **2,067 (36%)** are females.

Figure 4 below shows the age and sex distribution of COVID-19 cases by the outcome.

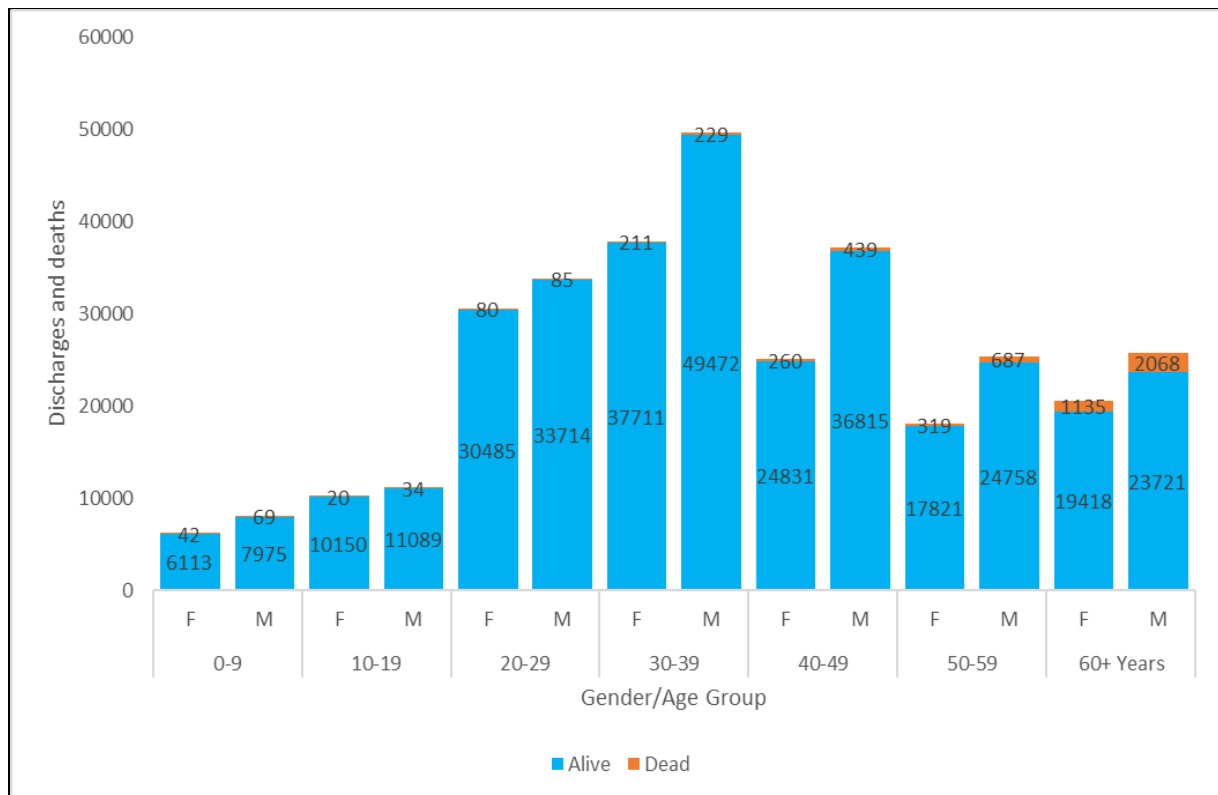


Figure 4: Age and Sex Distribution of COVID-19 Cases by the outcome in Kenya

### 1.4 Distribution of Confirmed COVID-19 Cases and Deaths by County of Diagnosis

Of the **339,788** cumulative cases, **141,092 (41.5%)** are from **Nairobi** County, followed by **Kiambu** County with **21,258 (6.3%)**, while **Wajir** County has recorded the lowest number of cases, **300 (0.09%)** as shown in Table 1.

Table 1: Distribution of confirmed COVID-19 Cases and deaths by County of Diagnosis

County	Population	Covid-19 Cases	Attack Rates	Deaths	CFR
Nairobi	4397073	141092	3208.77	1558	1.10
Kiambu	2417735	21258	879.25	552	2.60
Mombasa	1208333	18260	1511.17	337	1.85

County	Population	Covid-19 Cases	Attack Rates	Deaths	CFR
Nakuru	2162202	17625	815.14	541	3.07
Uasin Gishu	1163186	10868	934.33	243	2.24
Kisumu	1155574	7957	688.58	85	1.07
Machakos	1421932	7710	542.22	194	2.52
Kajiado	1117840	7688	687.75	77	1.00
Kilifi	1453787	7447	512.25	35	0.47
Siaya	993183	7134	718.30	120	1.68
Busia	893681	6624	741.20	53	0.80
Nyeri	759164	6191	815.50	176	2.84
Kericho	901777	5965	661.47	68	1.14
Kitui	1136187	5248	461.90	111	2.12
Murang'a	1056640	4653	440.36	230	4.94
Kakamega	1867579	4253	227.73	119	2.80
Meru	1545714	4144	268.10	114	2.75
Kisii	1266860	3762	296.95	112	2.98
Bungoma	1670570	3382	202.45	5	0.15
Migori	1116436	3365	301.41	62	1.84
Laikipia	518560	3308	637.92	26	0.79
Makueni	987653	3102	314.08	101	3.26
Nyandarua	638289	3032	475.02	67	2.21
Garissa	841353	2767	328.88	98	3.54
Turkana	926976	2728	294.29	24	0.88
Embu	608599	2689	441.83	62	2.31
Trans Nzoia	990341	2443	246.68	9	0.37
Nandi	885711	2361	266.57	34	1.44
Kirinyaga	610411	2322	380.40	76	3.27
Homa Bay	1131950	2158	190.64	100	4.63
Nyamira	605576	2116	349.42	18	0.85
Taita Taveta	340671	2060	604.69	42	2.04
Baringo	666763	1697	254.51	14	0.82
Bomet	875689	1692	193.22	29	1.71
Narok	1157873	1395	120.48	24	1.72
Kwale	866820	1379	159.09	11	0.80
Tharaka Nithi	393177	1256	319.45	8	0.64
Vihiga	590013	1097	185.93	30	2.73
Marsabit	459785	997	216.84	2	0.20
West Pokot	621241	892	143.58	1	0.11
Lamu	143920	787	546.83	13	1.65
Isiolo	268002	777	289.92	43	5.53
Elgeyo Marakwet	454480	532	117.06	10	1.88
Tana River	315943	469	148.44	1	0.21
Mandera	867457	469	54.07	36	7.68
Samburu	310327	328	105.69	1	0.30
Wajir	781263	300	38.40	6	2.00

### 1.5 Map of Kenya showing COVID-19 attack rate and by County per 100,000 population

In **epi-week 43**, **Nairobi City** County recorded the highest attack rate of **6.8**, followed by **Kilifi** County at **1.7** per 100,000 population (Figure 5).

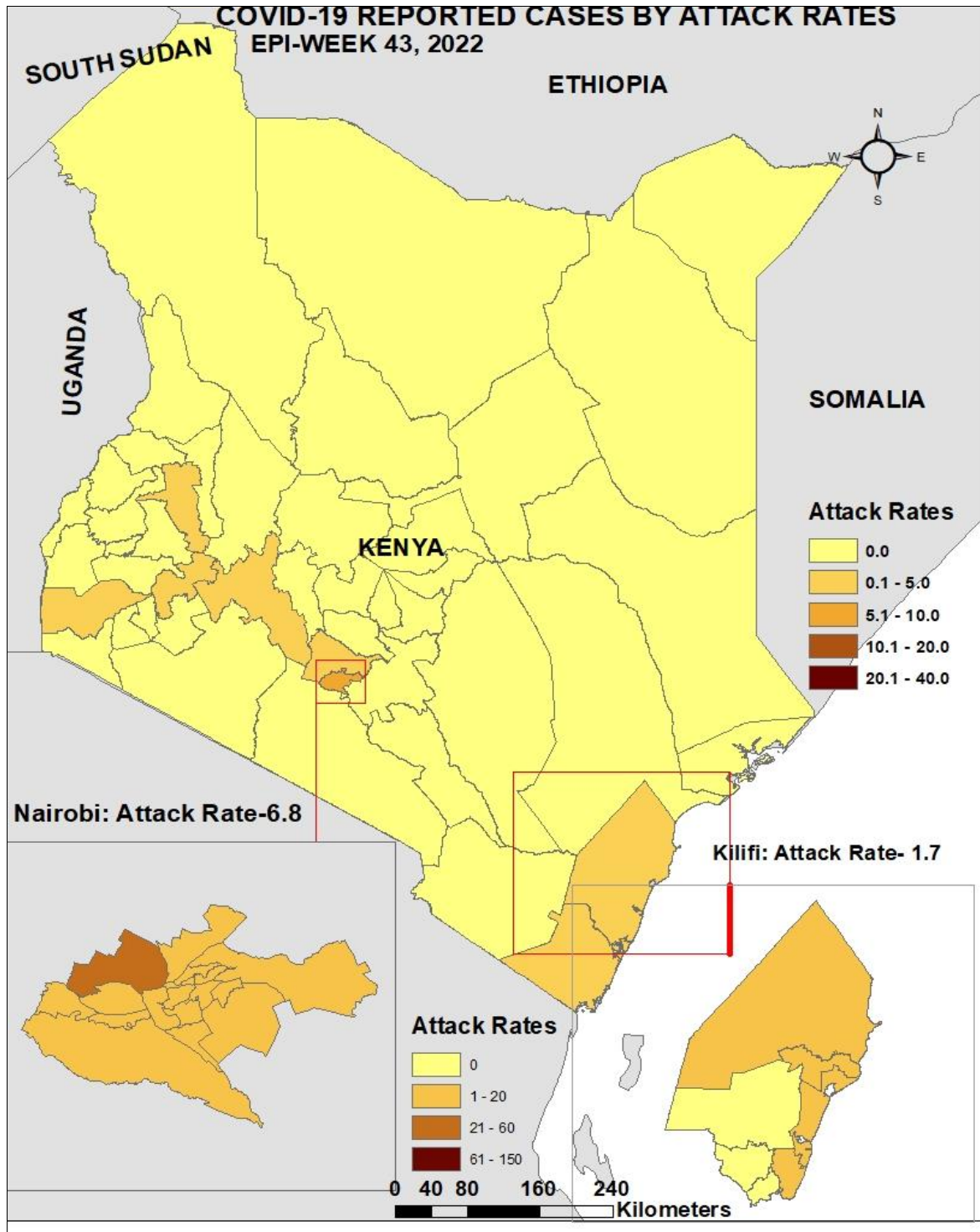


Figure 5: County Attack Rate per 100,000 Population

### 1.6 Map of Kenya showing COVID-19 caseload by County

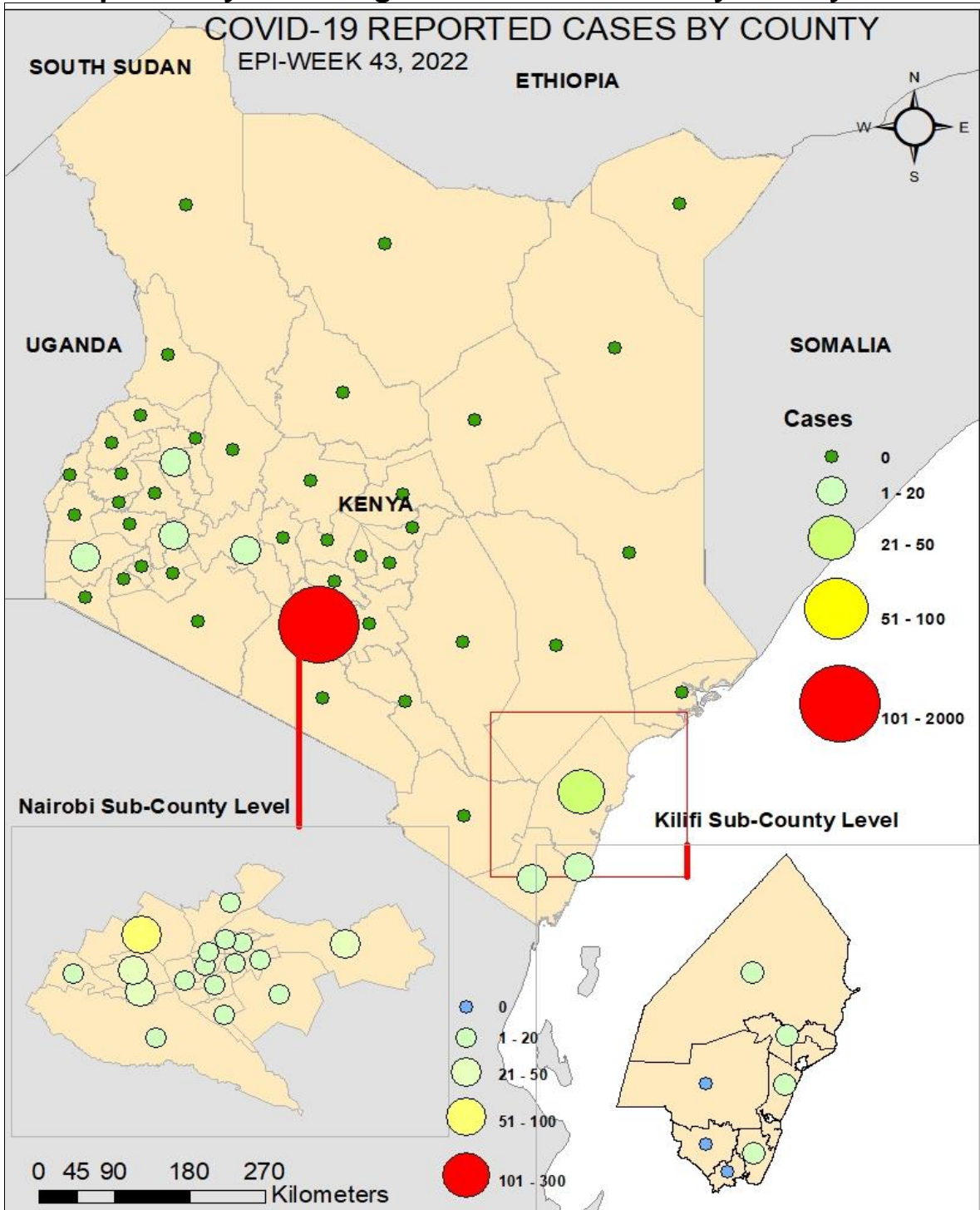


Figure 6 Case-loads by county



## 1.7 Kenya COVID-19 Vaccination Updates



<b>Partially vaccinated: &gt;18yrs - 2,169,150</b>	<b>12 to &lt;18 yrs - 1,229,621</b>
<b>Fully Vaccinated: &gt;18yrs - 9,890,596</b>	<b>12 to &lt;18 yrs – 739,043</b>
<b>Booster Doses: &gt;18yrs - 1,622,806</b>	

The Kenya Ministry of Health launched the National COVID-19 vaccinations on the 5<sup>th</sup> of March 2021. As of **5<sup>th</sup> November 2022**, a total of **2,169,150 persons** were vaccinated with the 1<sup>st</sup> dose, and **9,890,596 persons** were fully vaccinated.

*Table 2: Vaccine Doses Dispensed as of 5<sup>th</sup> November 2022*

<b>Vaccine</b>	<b>Total doses Administered</b>
Partially vaccinated adults	<b>2,169,150</b>
Fully vaccinated adults	<b>9,890,596</b>
Booster doses	<b>1,622,806</b>
Total doses (All Vaccines + Sputnik)	<b>22,598,073</b>
Partially Vaccinated 12 to <18 years	<b>1,229,621</b>
Fully Vaccinated 12 to <18 years	<b>739,043</b>
% of adults fully vaccinated	<b>36.3%</b>
% of children fully vaccinated (12 to <18 years)	<b>9.3%</b>

The highest proportion of the adult population fully vaccinated is in **Nairobi County** at **54.4%**, and the least is in **Mandera County** at **10.4%** (Table 3).

**Table 3: Proportion of Adults fully Vaccinated by County, 5<sup>th</sup> November 2022**

County	Number of adults fully vaccinated	Target Population above 18 years	% of fully vaccinated adults	County	Number of adults fully vaccinated	Target Population above 18 years	% of fully vaccinated adults
Nairobi	1,661,804	3,052,494	<b>54.4%</b>	Makueni	200,301	584,379	<b>34.3%</b>
Nyeri	275,182	510,028	<b>54.0%</b>	Nyandarua	128,634	376,776	<b>34.1%</b>
Siaya	267,244	536,031	<b>49.9%</b>	Kericho	173,578	508,980	<b>34.1%</b>
Kisumu	325,029	656,147	<b>49.5%</b>	Embu	134,743	395,980	<b>34.0%</b>
Kakamega	454,039	982,838	<b>46.2%</b>	Meru	292,932	949,186	<b>30.9%</b>
Nyamira	156,518	341,397	<b>45.8%</b>	Elgeyo Marakwet	68,455	243,690	<b>28.1%</b>
Homa Bay	270,154	608,326	<b>44.4%</b>	Nandi	133,879	492,652	<b>27.2%</b>
Migori	245,961	557,657	<b>44.1%</b>	Baringo	91,728	338,937	<b>27.1%</b>
Nakuru	545,985	1,273,265	<b>42.9%</b>	Turkana	116,073	468,878	<b>24.8%</b>
Laikipia	126,262	306,448	<b>41.2%</b>	Samburu	35,426	145,608	<b>24.3%</b>
Taita Taveta	84,968	213,335	<b>39.8%</b>	Kitui	150,985	624,506	<b>24.2%</b>
Kisii	274,318	697,445	<b>39.3%</b>	Lamu	20,019	83,433	<b>24.0%</b>
Kajiado	258,473	663,201	<b>39.0%</b>	Kilifi	154,498	784,567	<b>19.7%</b>
Kirinyaga	158,418	413,708	<b>38.3%</b>	Kwale	82,326	451,261	<b>18.2%</b>
Trans Nzoia	197,859	518,077	<b>38.2%</b>	Bomet	77,635	465,963	<b>16.7%</b>
Muranga	257,438	675,364	<b>38.1%</b>	Narok	87,988	548,229	<b>16.0%</b>
Busia	176,041	465,190	<b>37.8%</b>	West Pokot	42,884	283,727	<b>15.1%</b>
Kiambu	599,934	1,623,545	<b>37.0%</b>	Garissa	56,108	399,358	<b>14.0%</b>
Machakos	332,919	905,172	<b>36.8%</b>	Isiolo	17,728	133,358	<b>13.3%</b>
Mombasa	292,461	804,202	<b>36.4%</b>	Marsabit	26,090	219,170	<b>11.9%</b>
Uasin Gishu	247,907	693,570	<b>35.7%</b>	Tana River	17,302	151,051	<b>11.5%</b>
Tharaka Nithi	87,277	246,699	<b>35.4%</b>	Wajir	37,623	337,296	<b>11.2%</b>
Bungoma	296,770	843,735	<b>35.2%</b>	Mandera	35,693	341,857	<b>10.4%</b>
Vihiga	115,007	329,317	<b>34.9%</b>	<b>Total</b>	<b>9,890,596</b>	<b>27,246,033</b>	<b>36.3%</b>

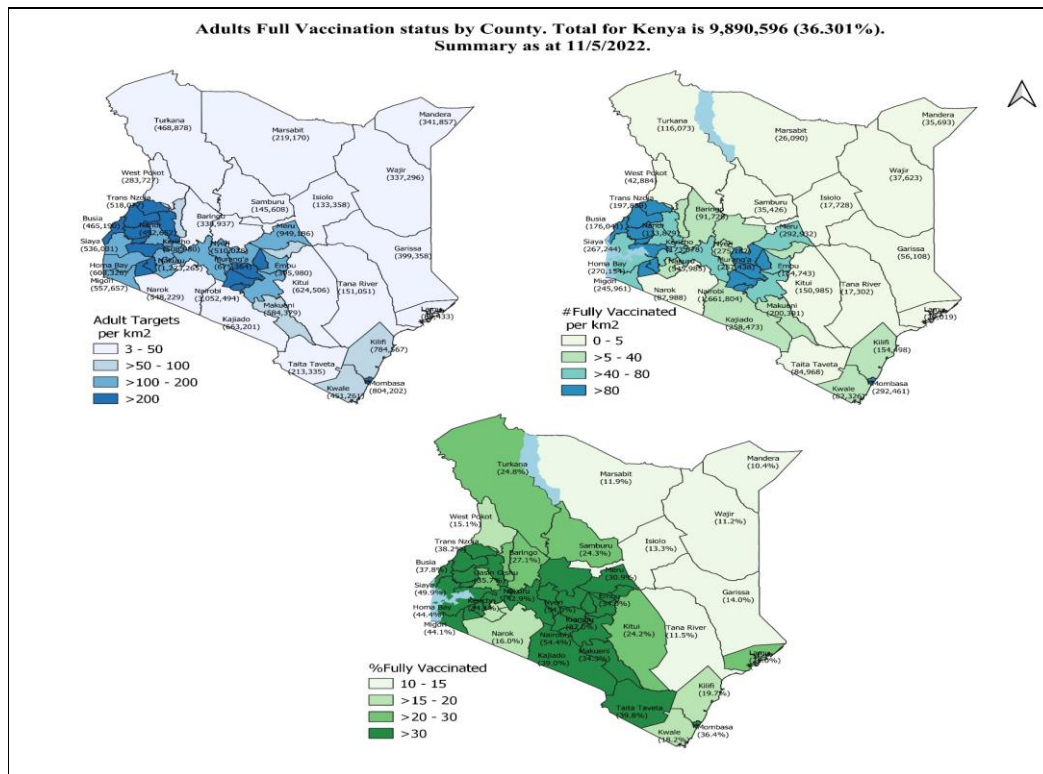


Figure 7: Adult full vaccination coverage by county

## 2.0 KEY ACTIONS

### 2.1 Coordination

- Response efforts continue to be coordinated through a whole government and multi-agency approach following Executive Order No. 2 of 2021 issued by His Excellency the President on 26<sup>th</sup> March 2021.
- The National Emergency Response Committee that was constituted following the executive order meets regularly to provide policy directions on response efforts towards the COVID-19 outbreak.
- The Public Health Emergency Operation Centre is fully activated and continues to coordinate response measures as well as provide daily situation reports informing planning.

### 2.2 Case Management and Infection Prevention & Control

- Currently, COVID-19 cases are being managed as inpatients and in home-based care
- Zero (0) COVID-19 cases are currently admitted to the intensive care unit: zero (0) on ventilatory support, zero (0) on supplemental oxygen, and zero (0) under observation.

- The IPC measures being implemented include: handwashing/sanitization, use of face masks in public transport, and social distancing in social places

### **2.3 Surveillance, laboratory, and Point of Entries**

- The Diagnostic capacity in the Country has been scaled up. A total of ninety-six (96) public and private laboratories conduct PCR tests and 472 Rapid Diagnostic Tests (RDT). Genomic sequencing is done on sampled cases to identify new variants.
- Screening of cargo vessel crew at all points of entry to detect positive individuals.

### **3.0 KEY CHALLENGES**

- Irregular reporting of COVID-19 data from counties/sub-counties to the national level
- High staff turn-over of trained personnel
- Suboptimal use of data in counties and sub-counties shared by national level for follow-up and decision making
- Inadequate resources to facilitate critical response pillars limiting response capacity in detecting, investigating, and follow-up of cases.

### **4.0 RECOMMENDATIONS AND NEXT STEPS**

- Enhanced integrated disease surveillance at all levels
- Regular submission of daily COVID-19 data to the national level by counties
- Counties are encouraged to carry out investigations and institute control measures for areas with clustering of cases.
- Dissemination and utilization of data to make informed public health decisions at all levels
- Continuous capacity building of staff on surveillance

## **Public Health Emergency Operation Centre:**

Telephone: 0729 471 414, 0732 353 535, 0800 721316(Toll Free)

COVID-19 Call centre: \*719# (short message only), 719 (Audio)

COVID-19 Dashboard: [https://khro.health.go.ke/#/covid\\_19\\_tracker](https://khro.health.go.ke/#/covid_19_tracker)

Email: [manager.eockenya@gmail.com](mailto:manager.eockenya@gmail.com)