



MINISTRY OF HEALTH

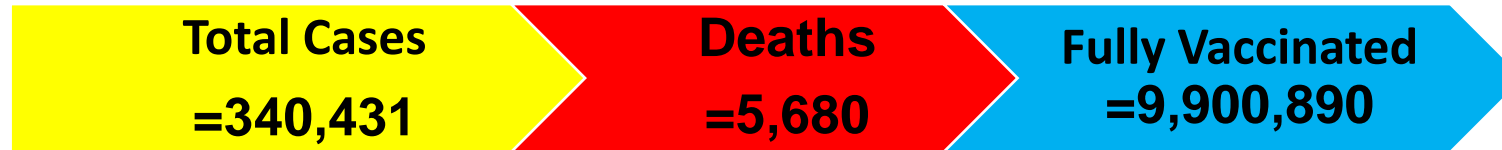
DATA AS REPORTED BY 1700 HOURS 13 November 2022

# COVID-19 OUTBREAK IN KENYA

## DAILY SITUATION REPORT – 971

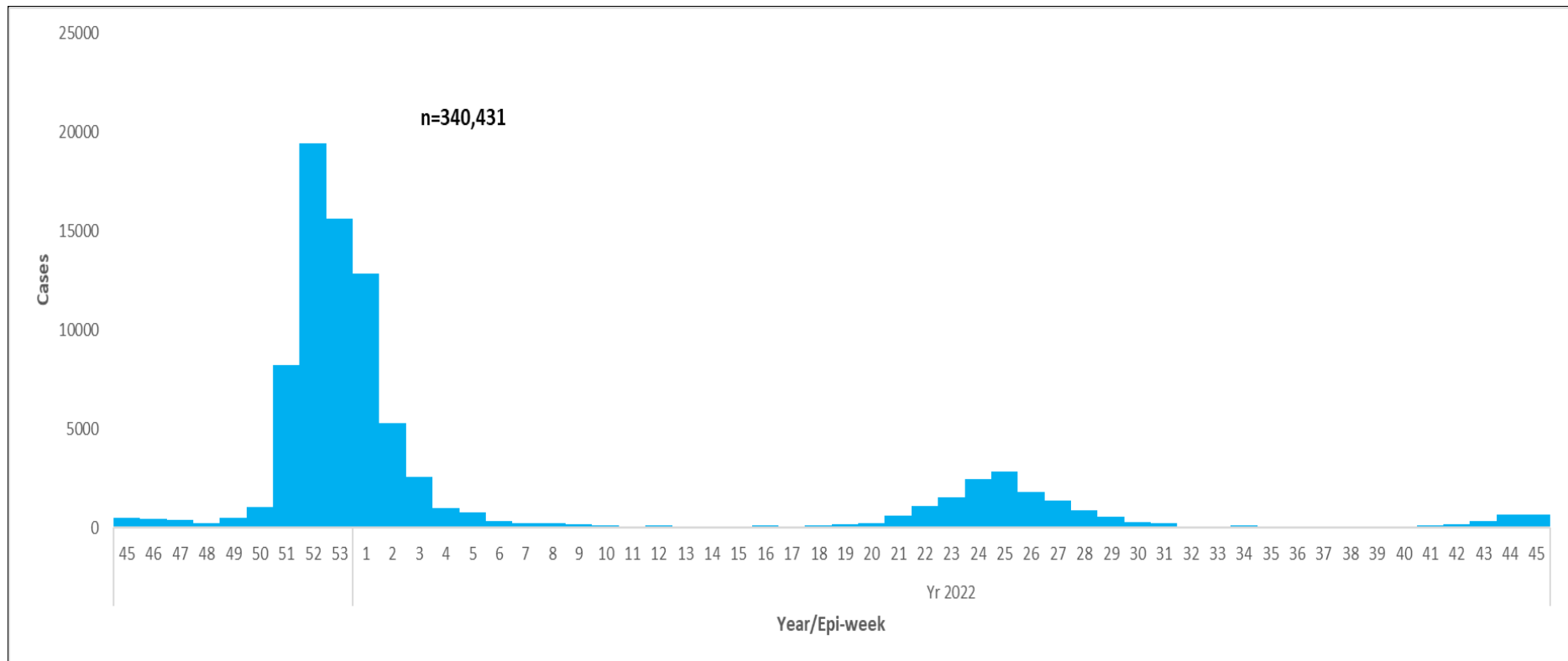
### 1. KEY HIGHLIGHTS

- Sixty (60)** new confirmed COVID-19 cases were reported in the last 24 hours bringing the total number of confirmed cases in Kenya to **340,431 cases** as of **13<sup>th</sup> November 2022**. The counties reporting new cases are **Nairobi (56), Kiambu (2), Taita Taveta (1), and Uasin Gishu (1)**.
- Two (2) late deaths have been reported in the last 24 hours**. The total number of cumulative deaths reported since the beginning of the outbreak is **5680, case fatality rate (CFR) is 1.7%**
- All **47 counties** have cumulatively reported cases as follows: Nairobi (141,556), Kiambu (21,293), Mombasa (18,261), Nakuru (17,642), Uasin Gishu (10,877), Kisumu (7,970), Machakos (7,711), Kajiado (7,688), Kilifi (7,460), Siaya (7,143), Busia (6,626), Nyeri (6,192), Kericho (5,973), Kitui (5,269), Murang'a (4,657), Kakamega (4,258), Meru (4,144), Kisii (3,762), Bungoma (3,382), Migori (3,366), Laikipia (3,308), Makueni (3,103), Nyandarua (3,032), Garissa (2,776), Turkana (2,728), Embu (2,689), Trans Nzoia (2,443), Nandi (2,361), Kirinyaga (2,323), Homa Bay (2,159), Nyamira (2,116), Taita Taveta (2,061), Baringo (1,697), Bomet (1,694), Narok (1,395), Kwale (1,379), Tharaka Nithi (1,256), Vihiga (1,097), Marsabit (997), West Pokot (893), Lamu (806), Isiolo (777), Elgeyo Marakwet (532), Tana River (469), Mandera (469), Samburu (328), and Wajir (300).
- In epi-week **44, 2022, Nairobi City** and **Lamu** Counties had the highest attack rates of COVID-19 at **12.3** and **5.6** per **100,000** population, respectively, when compared to the national attack rate of **1.3/100,000** for the same epi-week.
- In the last 24 hours, **397 samples** were tested across various laboratories, of which **sixty (60)** samples turned positive for COVID-19, with a positivity rate of **15.1%**. Cumulatively, **3,930,005 tests** have been conducted.
- In the last 24 hours, **89** COVID-19 patients (**Health Facility: 23, HBIC: 66**) recovered and were discharged, bringing the total number of recoveries and discharges to **333,761**  
(**Facility: 53,643, HBIC: 280,118**).



## 1.1 Epidemiology

Since 13<sup>th</sup> March 2020, when the first case was confirmed in Kenya, **340,431** confirmed cases and **5,680** deaths (**CFR 1.7%**) have been line-listed. **Figures 1 and 2** below show trends of cases and deaths for the last year.



**Figure 1: Trends of COVID-19 outbreak in Kenya in the last one year**

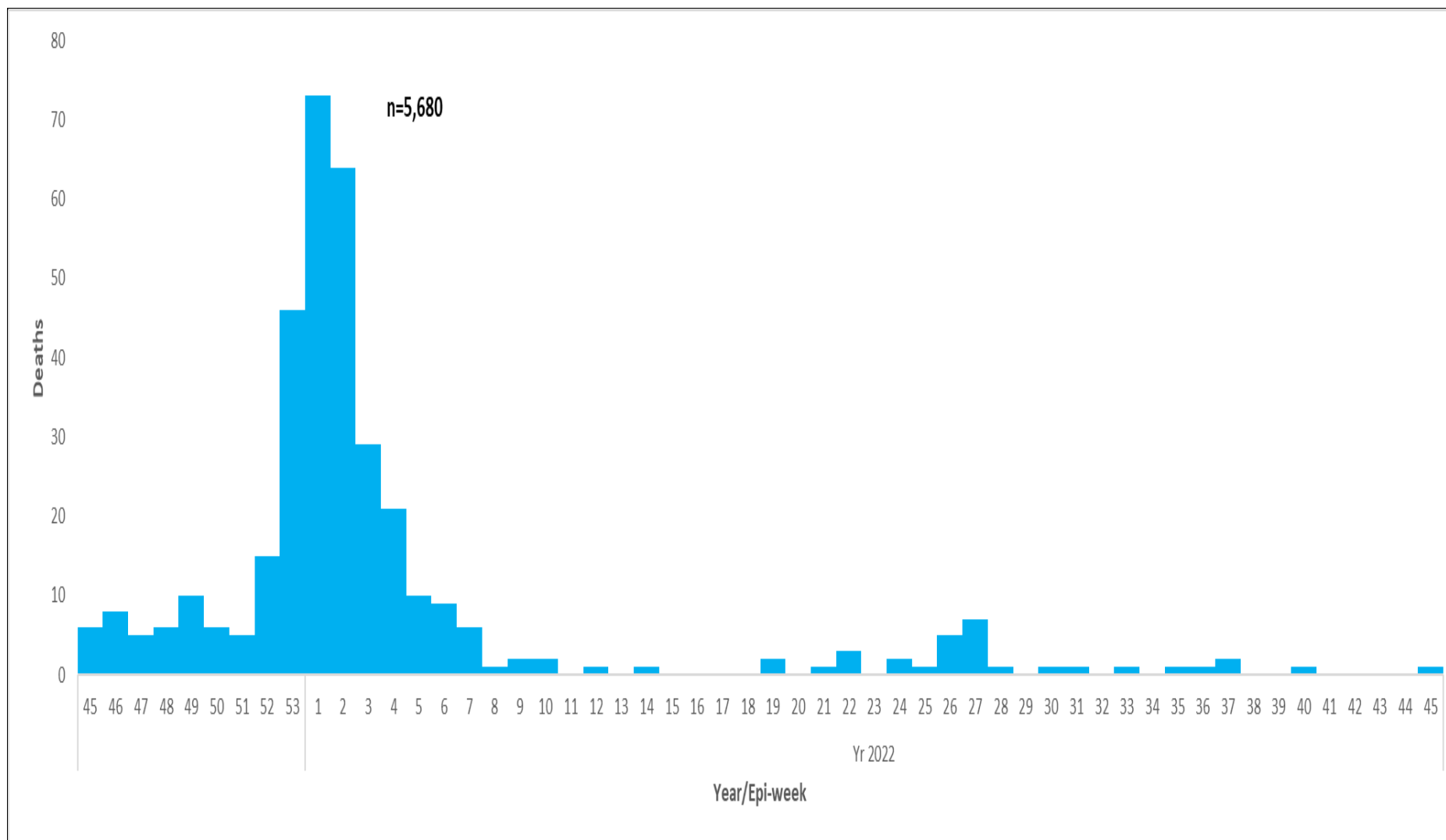


Figure 2: Trends of COVID-19 deaths in Kenya in the last one year

## 1.2 Laboratory testing

WHO recommends that one of the indicators that the pandemic is under control is when < 5% of samples tested are positive for COVID-19 for the past 2 weeks, assuming that surveillance for suspected cases is comprehensive and the testing rate of suspect cases is optimum at least 1/1000 population/week. The laboratory test rate currently stands at **82625.1** samples per 1,000,000 people. Figure 3 shows the weekly testing rate/1000 population/week for the last year.

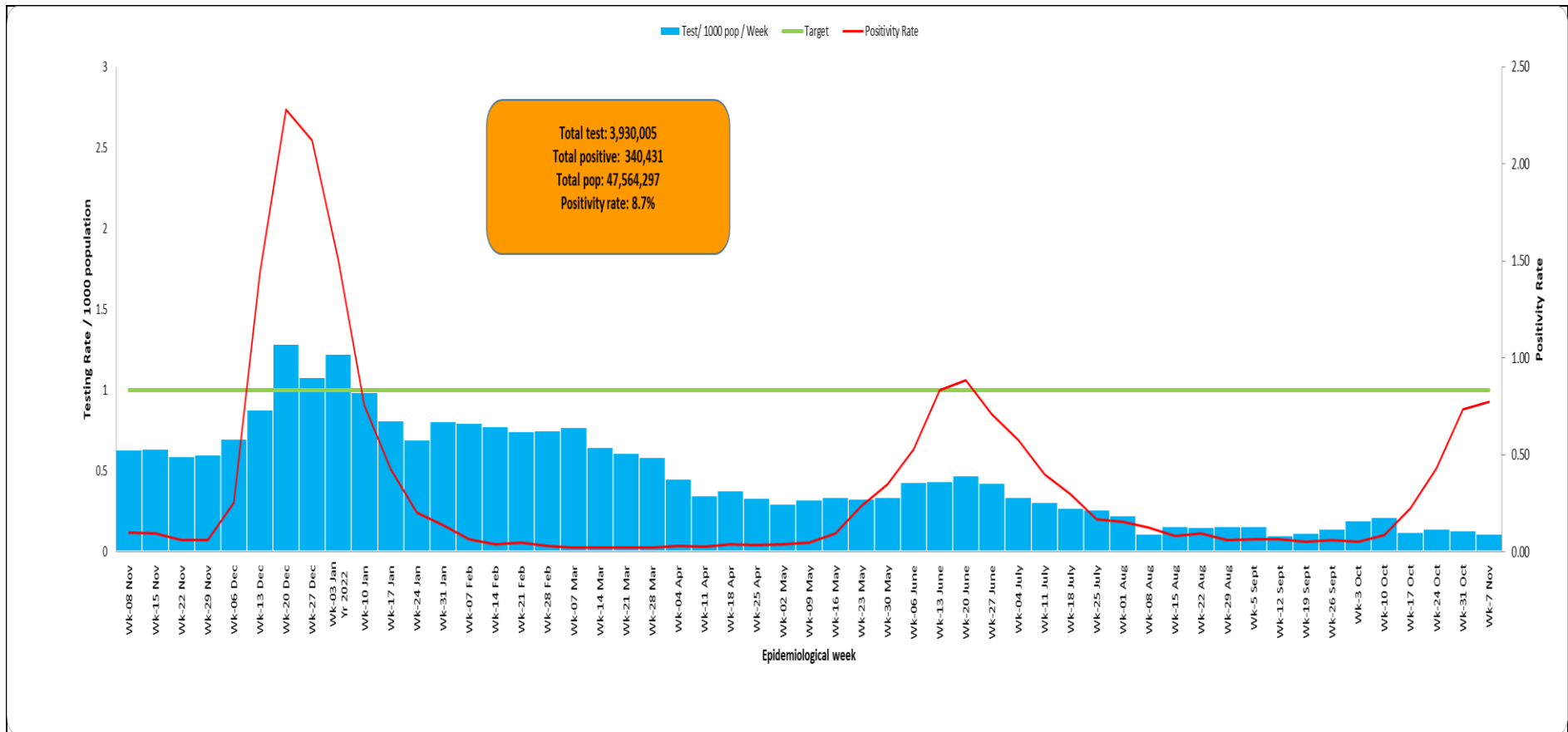


Figure 3: Laboratory Tests Conducted by Date Results were Shared

### 1.3 Age and Sex Distribution of Confirmed COVID-19 Cases and Deaths

A total of **191,529 (56%)** of the cumulative cases are males, while **148,901 (44%)** are females. Most cases, **87,809 (26%)** are in the age group of **30-39 years**. Of the **5680** cumulative deaths, **3,613 (64%)** are males and **2,067 (36%)** are females.

Figure 4 below shows the age and sex distribution of COVID-19 cases by the outcome.

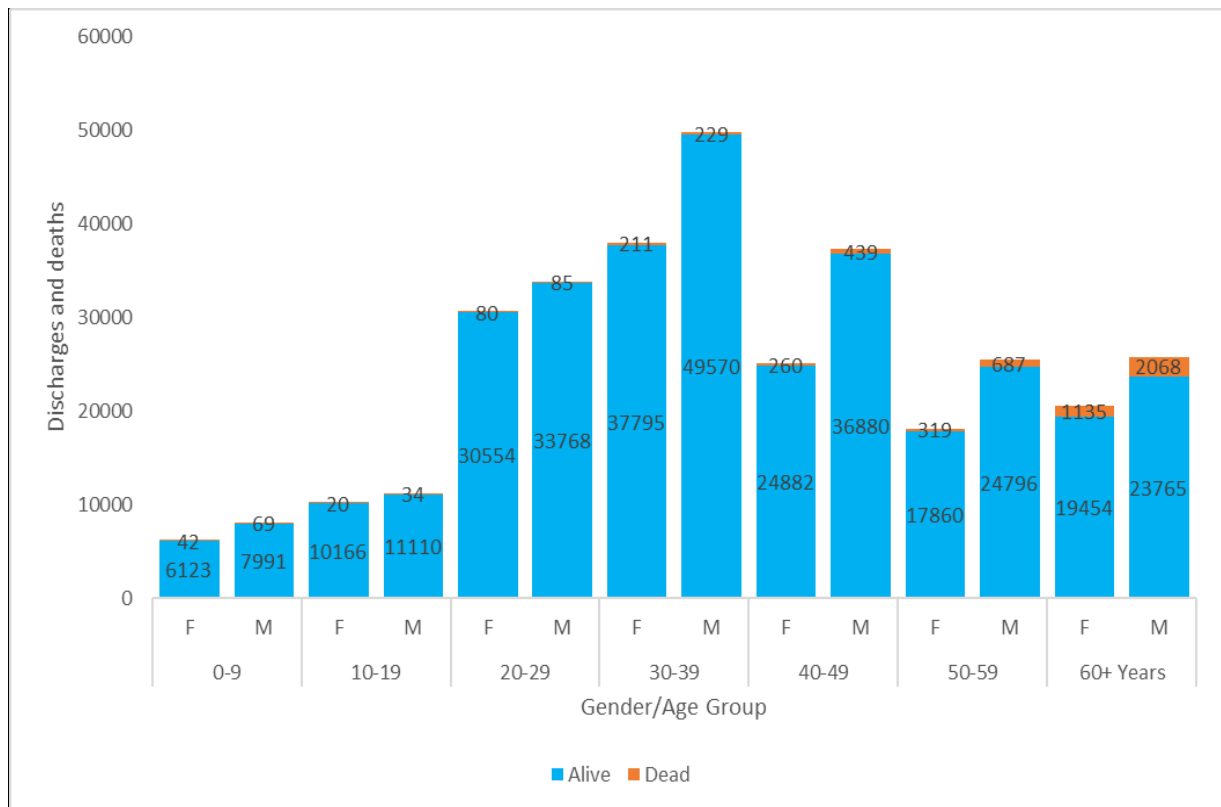


Figure 4: Age and Sex Distribution of COVID-19 Cases by the outcome in Kenya

### 1.4 Distribution of Confirmed COVID-19 Cases and Deaths by County of Diagnosis

Of the **340,431** cumulative cases, **141,556 (41.5%)** are from **Nairobi** County, followed by **Kiambu** County with **21,293 (6.3%)**, while **Wajir** County has recorded the lowest number of cases, **300 (0.09%)** as shown in Table 1.

Table 1: Distribution of confirmed COVID-19 Cases and deaths by County of Diagnosis

County	Population	Covid-19 Cases	Attack Rates	Deaths	CFR
Nairobi	4397073	141556	3219.32	1558	1.10
Kiambu	2417735	21293	880.70	552	2.59
Mombasa	1208333	18261	1511.26	337	1.85

County	Population	Covid-19 Cases	Attack Rates	Deaths	CFR
Nakuru	2162202	17642	815.93	541	3.07
Uasin Gishu	1163186	10874	934.85	243	2.23
Kisumu	1155574	7970	689.70	85	1.07
Machakos	1421932	7711	542.29	194	2.52
Kajiado	1117840	7688	687.75	77	1.00
Kilifi	1453787	7470	513.83	35	0.47
Siaya	993183	7143	719.20	120	1.68
Busia	893681	6626	741.43	53	0.80
Nyeri	759164	6192	815.63	176	2.84
Kericho	901777	5973	662.36	68	1.14
Kitui	1136187	5269	463.74	111	2.11
Murang'a	1056640	4655	440.55	230	4.94
Kakamega	1867579	4258	228.00	119	2.79
Meru	1545714	4144	268.10	114	2.75
Kisii	1266860	3762	296.95	112	2.98
Bungoma	1670570	3382	202.45	5	0.15
Migori	1116436	3366	301.50	62	1.84
Laikipia	518560	3308	637.92	26	0.79
Makueni	987653	3103	314.18	101	3.25
Nyandarua	638289	3032	475.02	67	2.21
Garissa	841353	2776	329.94	98	3.53
Turkana	926976	2728	294.29	24	0.88
Embu	608599	2689	441.83	62	2.31
Trans Nzoia	990341	2443	246.68	9	0.37
Nandi	885711	2361	266.57	34	1.44
Kirinyaga	610411	2323	380.56	76	3.27
Homa Bay	1131950	2158	190.64	100	4.63
Nyamira	605576	2116	349.42	18	0.85
Taita Taveta	340671	2061	604.98	42	2.04
Baringo	666763	1697	254.51	14	0.82
Bomet	875689	1694	193.45	29	1.71
Narok	1157873	1395	120.48	24	1.72
Kwale	866820	1379	159.09	11	0.80
Tharaka Nithi	393177	1256	319.45	8	0.64
Vihiga	590013	1097	185.93	30	2.73
Marsabit	459785	997	216.84	2	0.20
West Pokot	621241	893	143.74	1	0.11
Lamu	143920	806	560.03	13	1.61
Isiolo	268002	777	289.92	43	5.53
Elgeyo Marakwet	454480	532	117.06	10	1.88
Tana River	315943	469	148.44	1	0.21
Mandera	867457	469	54.07	36	7.68
Samburu	310327	328	105.69	1	0.30
Wajir	781263	300	38.40	6	2.00

### 1.5 Map of Kenya showing COVID-19 attack rate and by County per 100,000 population

In **epi-week 44**, **Nairobi City** County recorded the highest attack rate of **12.3**, followed by **Lamu** County at **5.6** per 100,000 population (Figure 5).

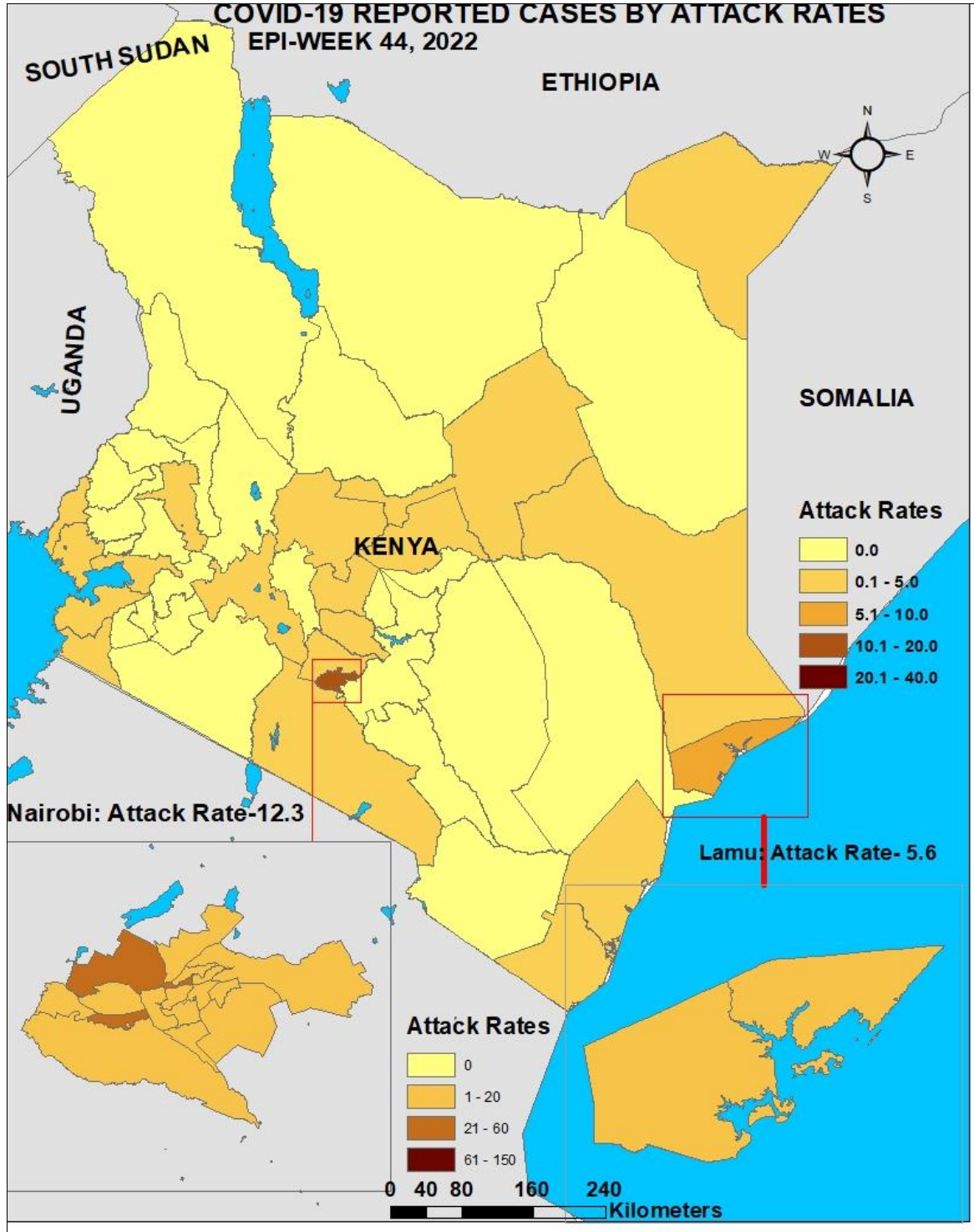


Figure 5: County Attack Rate per 100,000 Population

### 1.6 Map of Kenya showing COVID-19 caseload by County

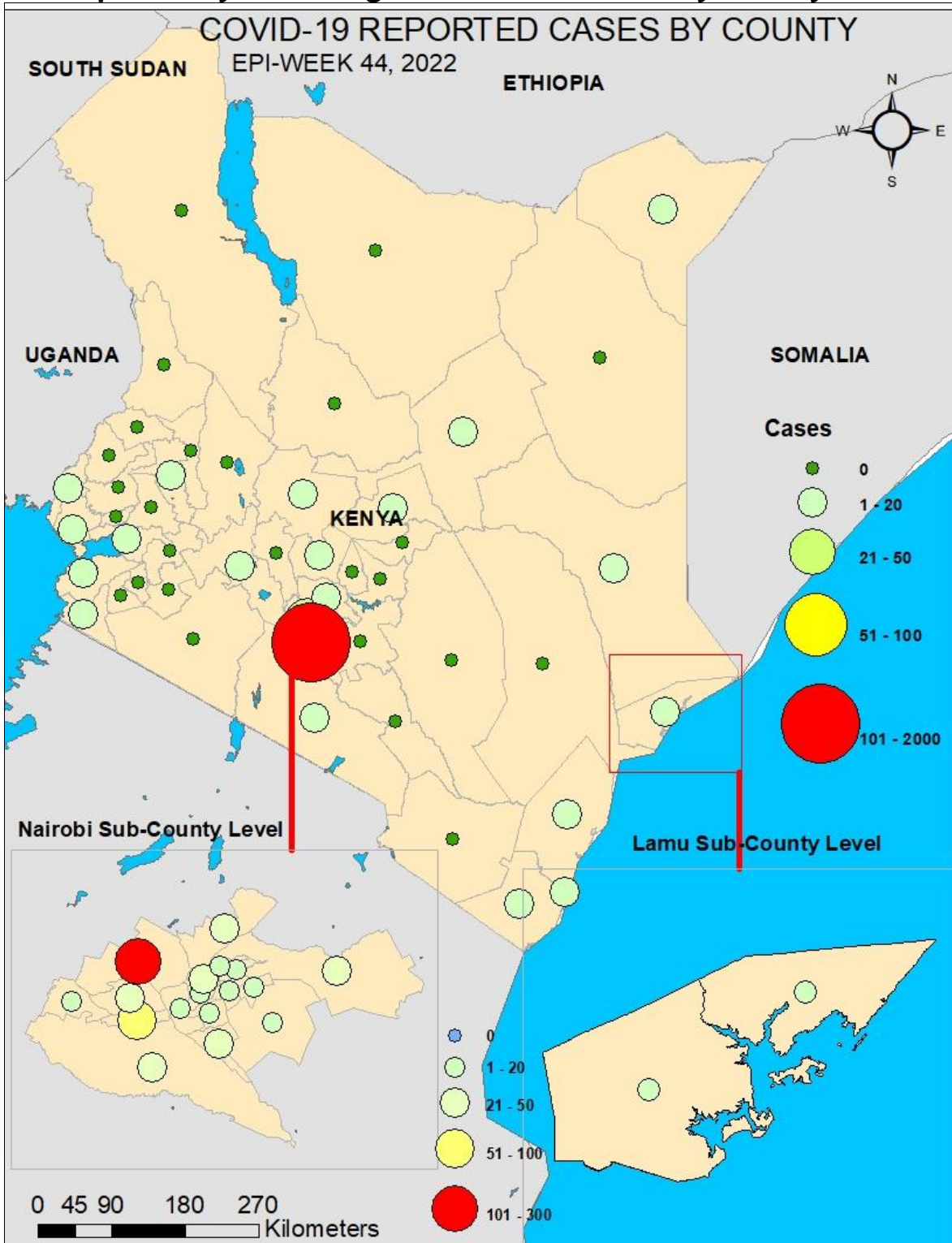


Figure 6 Case-loads by county



## 1.7 Kenya COVID-19 Vaccination Updates



<b>Partially vaccinated: &gt;18yrs - 2,168,315</b>	<b>12 to &lt;18 yrs - 1,227,344</b>
<b>Fully Vaccinated: &gt;18yrs - 9,900,890</b>	<b>12 to &lt;18 yrs – 744,237</b>
<b>Booster Doses: &gt;18yrs - 1,632,430</b>	

The Kenya Ministry of Health launched the National COVID-19 vaccinations on the 5<sup>th</sup> of March 2021. As of **8<sup>th</sup> November 2022**, a total of **2,168,315 persons** were vaccinated with the 1<sup>st</sup> dose, and **9,900,890 persons** were fully vaccinated.

*Table 2: Vaccine Doses Dispensed as of 8<sup>th</sup> November 2022*

<b>Vaccine</b>	<b>Total doses Administered</b>
Partially vaccinated adults	<b>2,168,315</b>
Fully vaccinated adults	<b>9,900,890</b>
Booster doses	<b>1,632,430</b>
Total doses (All Vaccines + Sputnik)	<b>22,627,957</b>
Partially Vaccinated 12 to <18 years	<b>1,227,344</b>
Fully Vaccinated 12 to <18 years	<b>744,237</b>
% of adults fully vaccinated	<b>36.3%</b>
% of children fully vaccinated (12 to <18 years)	<b>9.4%</b>

The highest proportion of the adult population fully vaccinated is in **Nairobi County** at **54.5%**, and the least is in **Mandera County** at **10.4%** (Table 3).

*Table 3: Proportion of Adults fully Vaccinated by County, 8<sup>th</sup> November 2022*

County	Number of adults fully vaccinated	Target Population above 18 years	% of fully vaccinated adults	County	Number of adults fully vaccinated	Target Population above 18 years	% of fully vaccinated adults
Nairobi	1,664,422	3,052,494	<b>54.5%</b>	Makueni	200,389	584,379	<b>34.3%</b>
Nyeri	275,251	510,028	<b>54.0%</b>	Nyandarua	128,659	376,776	<b>34.1%</b>
Siaya	268,567	536,031	<b>50.1%</b>	Kericho	173,598	508,980	<b>34.1%</b>
Kisumu	325,608	656,147	<b>49.6%</b>	Embu	134,775	395,980	<b>34.0%</b>
Kakamega	454,184	982,838	<b>46.2%</b>	Meru	292,962	949,186	<b>30.9%</b>
Nyamira	156,603	341,397	<b>45.9%</b>	Elgeyo Marakwet	68,489	243,690	<b>28.1%</b>
Homa Bay	270,307	608,326	<b>44.4%</b>	Nandi	133,912	492,652	<b>27.2%</b>
Migori	246,020	557,657	<b>44.1%</b>	Baringo	91,740	338,937	<b>27.1%</b>
Nakuru	546,106	1,273,265	<b>42.9%</b>	Turkana	116,180	468,878	<b>24.8%</b>
Laikipia	126,498	306,448	<b>41.3%</b>	Samburu	35,581	145,608	<b>24.4%</b>
Taita Taveta	84,989	213,335	<b>39.8%</b>	Kitui	151,085	624,506	<b>24.2%</b>
Kisii	274,989	697,445	<b>39.4%</b>	Lamu	20,031	83,433	<b>24.0%</b>
Kajiado	259,100	663,201	<b>39.1%</b>	Kilifi	154,762	784,567	<b>19.7%</b>
Kirinyaga	158,453	413,708	<b>38.3%</b>	Kwale	82,534	451,261	<b>18.3%</b>
Trans Nzoia	197,915	518,077	<b>38.2%</b>	Bomet	77,705	465,963	<b>16.7%</b>
Muranga	257,545	675,364	<b>38.1%</b>	Narok	88,246	548,229	<b>16.1%</b>
Busia	176,259	465,190	<b>37.9%</b>	West Pokot	42,934	283,727	<b>15.1%</b>
Kiambu	600,087	1,623,545	<b>37.0%</b>	Garissa	56,473	399,358	<b>14.1%</b>
Machakos	333,174	905,172	<b>36.8%</b>	Isiolo	17,730	133,358	<b>13.3%</b>
Mombasa	292,683	804,202	<b>36.4%</b>	Marsabit	26,231	219,170	<b>12.0%</b>
Uasin Gishu	247,991	693,570	<b>35.8%</b>	Tana River	17,310	151,051	<b>11.5%</b>
Tharaka Nithi	87,297	246,699	<b>35.4%</b>	Wajir	37,671	337,296	<b>11.2%</b>
Bungoma	297,129	843,735	<b>35.2%</b>	Mandera	35,700	341,857	<b>10.4%</b>
Vihiga	115,016	329,317	<b>34.9%</b>	<b>Total</b>	<b>9,900,890</b>	<b>27,246,033</b>	<b>36.3%</b>

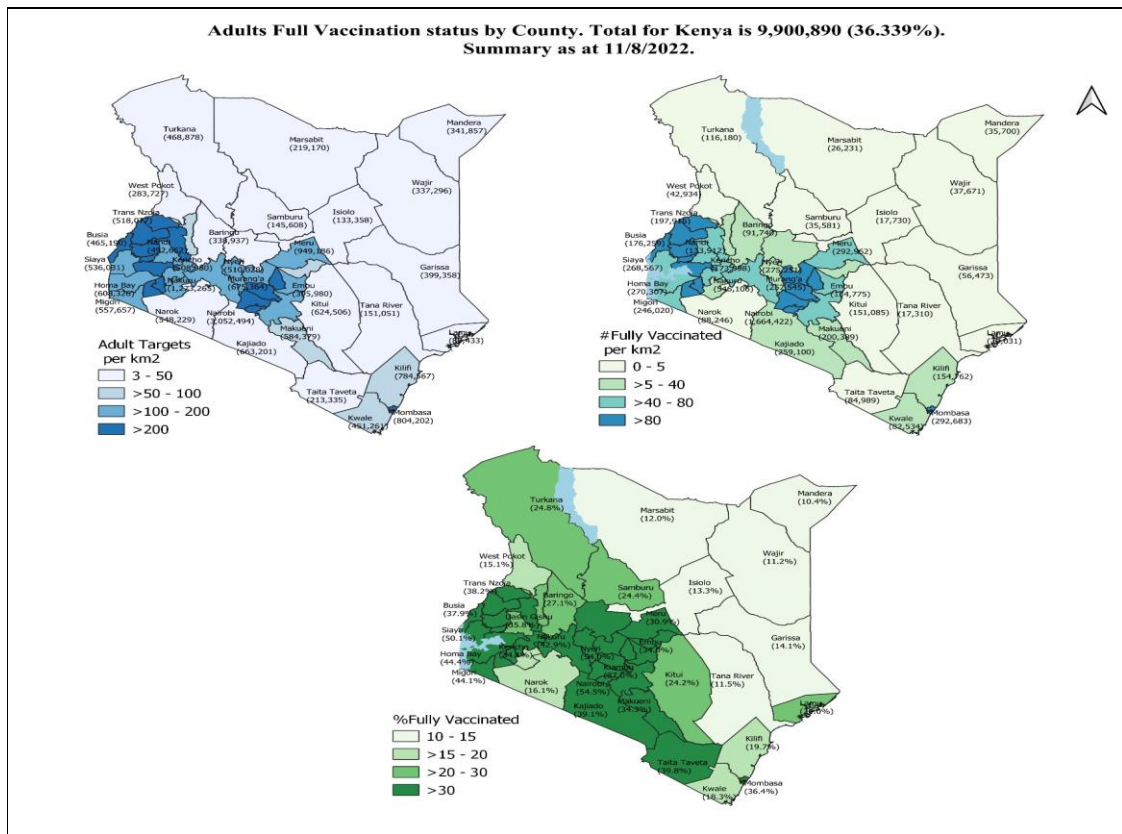


Figure 7: Adult full vaccination coverage by county

## 2.0 KEY ACTIONS

### 2.1 Coordination

- Response efforts continue to be coordinated through a whole government and multi-agency approach following Executive Order No. 2 of 2021 issued by His Excellency the President on 26<sup>th</sup> March 2021.
- The National Emergency Response Committee that was constituted following the executive order meets regularly to provide policy directions on response efforts towards the COVID-19 outbreak.
- The Public Health Emergency Operation Centre is fully activated and continues to coordinate response measures as well as provide daily situation reports informing planning.

### 2.2 Case Management and Infection Prevention & Control

- Currently, COVID-19 cases are being managed as inpatients and in home-based care
- Zero (0) COVID-19 cases are currently admitted to the intensive care unit: zero (0) on ventilatory support, zero (0) on supplemental oxygen, and zero (0) under observation.

- The IPC measures being implemented include: handwashing/sanitization, use of face masks in public transport, and social distancing in social places

### **2.3 Surveillance, laboratory, and Point of Entries**

- The Diagnostic capacity in the Country has been scaled up. A total of ninety-six (96) public and private laboratories conduct PCR tests and 472 Rapid Diagnostic Tests (RDT). Genomic sequencing is done on sampled cases to identify new variants.
- Screening of cargo vessel crew at all points of entry to detect positive individuals.

### **3.0 KEY CHALLENGES**

- Irregular reporting of COVID-19 data from counties/sub-counties to the national level
- High staff turn-over of trained personnel
- Suboptimal use of data in counties and sub-counties shared by national level for follow-up and decision making
- Inadequate resources to facilitate critical response pillars limiting response capacity in detecting, investigating, and follow-up of cases.

### **4.0 RECOMMENDATIONS AND NEXT STEPS**

- Enhanced integrated disease surveillance at all levels
- Regular submission of daily COVID-19 data to the national level by counties
- Counties are encouraged to carry out investigations and institute control measures for areas with clustering of cases.
- Dissemination and utilization of data to make informed public health decisions at all levels
- Continuous capacity building of staff on surveillance

## **Public Health Emergency Operation Centre:**

Telephone: 0729 471 414, 0732 353 535, 0800 721316(Toll Free)

COVID-19 Call centre: \*719# (short message only), 719 (Audio)

COVID-19 Dashboard: [https://khro.health.go.ke/#/covid\\_19\\_tracker](https://khro.health.go.ke/#/covid_19_tracker)

Email: [manager.eockenya@gmail.com](mailto:manager.eockenya@gmail.com)